

Supporting Information

for

Electroreductive Coupling of 2-Acylbenzoates with Acrylonitrile and Methyl Vinyl Ketone: Density Functional Theory Study on Product Selectivity

Naoki Kise and Toshihiko Sakurai

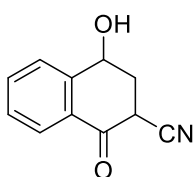
Characterization Data for Compounds, ^1H and ^{13}C NMR Spectra of Compounds, X-ray Crystallographic Data (ORTEP) of 3b, CV Data of 1a-h, and DFT Calculation data for Cyclization of Enolate Anions

Contents

1. Characterization Data for Compounds	S2-S7
2. ¹H and ¹³C NMR Spectra of Compounds	S8-S37
3. X-ray Crystallographic Data (ORTEP) of 3b	S38
4. CV Data of 1a-h	S39
5. DFT Calculation data for Cyclization of Enolate Anions	S40-S72
1) Electroreductive Coupling of 1a with 2a	S41-S50
2) Electroreductive Coupling of 1b-f with 2a	S51-S66
3) Electroreductive Coupling of 1a with 2b	S67-S72

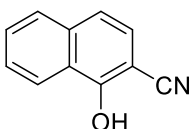
1. Characterization Data for Compounds

4-Hydroxy-1-oxo-1,2,3,4-tetrahydronaphthalene-2-carbonitrile (7a) (72:28 diastereomeric mixture) [1]



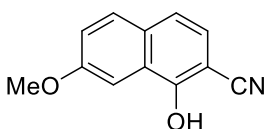
Yellow solid (146 mg, 78%); R_f 0.35 (1:5 hexanes/ethyl acetate); mp 126–128 °C (recrystallized from 2:1 hexanes/ethyl acetate, lit.[1] 116–118 °C); $^1\text{H NMR}$ (CDCl_3 , 500 MHz) δ 8.11–8.06 (m, 1H), 7.77–7.65 (m, 1.28H), 7.54–7.44 (m, 1.72H), 5.12–5.04 (m, 1H), 4.42 (dd, 0.72H, $J = 4.6, 12.2$ Hz), 3.82 (dd, 0.28H, $J = 4.3, 13.2$ Hz), 2.90–2.84 (m, 0.28H), 2.77–2.71 (m, 0.72H), 2.70–2.62 (m, 0.72H), 2.58 (brs, 0.28H), 2.51–2.41 (m, 0.28H), 2.31 (brs, 0.72H); $^{13}\text{C}\{^1\text{H}\}$ NMR ($\text{CDCl}_3/\text{DMSO-}d_6$, 125 MHz) δ 188.1 (s), 187.5 (s), 146.6 (s), 143.3 (s), 134.8 (d), 134.6 (d), 129.1 (d), 128.9 (s), 128.6 (d), 128.5 (s), 127.6 (d), 127.2 (d), 127.1 (d), 126.4 (d), 117.1 (s), 116.3 (s), 65.5 (d), 64.3 (d), 39.1 (d), 36.3 (t), 35.5 (d), 34.9 (t).

1-Hydroxy-2-naphthonitrile (3a) [1,2]



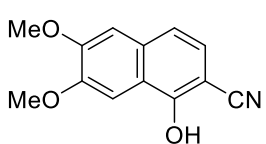
White solid (95 mg, 56%); R_f 0.6 (2:1 hexanes/ethyl acetate); mp 182–184 °C (recrystallized from 2:1 hexanes/ethyl acetate, lit.[1] 176–177 °C); $^1\text{H NMR}$ (CDCl_3 , 500 MHz) δ 8.31 (d, 1H, $J = 8.2$ Hz), 7.80 (d, 1H, $J = 8.2$ Hz), 7.66–7.61 (m, 1H), 7.60–7.56 (m, 1H), 7.42 (d, 1H, $J = 8.6$ Hz), 7.36 (d, 1H, $J = 8.6$ Hz), 7.13 (brs, 1H); $^{13}\text{C}\{^1\text{H}\}$ NMR ($\text{CDCl}_3/\text{DMSO-}d_6$, 125 MHz) δ 157.8 (s), 136.5 (s), 129.7 (d), 127.8 (d), 126.8 (d), 125.2 (d), 123.9 (s), 123.0 (d), 121.2 (d), 117.2 (s), 91.9 (s).

1-Hydroxy-7-methoxy-2-naphthonitrile (3b)



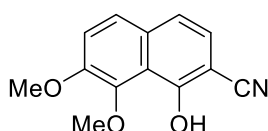
White solid (141 mg, 71%); R_f 0.5 (2:1 hexanes/ethyl acetate); mp 181–183 °C (recrystallized from 2:1 hexanes/ethyl acetate); IR (ATR) 3290 (br), 2231, 1629, 1605, 1580, 1514 cm^{-1} ; $^1\text{H NMR}$ (CDCl_3 , 500 MHz) δ 7.72 (d, 1H, $J = 9.0$ Hz), 7.55 (d, 1H, $J = 2.6$ Hz), 7.37 (d, 1H, $J = 8.5$ Hz), 7.29 (dd, 1H, $J = 2.6, 9.0$ Hz), 7.25 (d, 1H, $J = 8.5$ Hz), 6.76 (brs, 1H), 3.96 (s, 3H); $^{13}\text{C}\{^1\text{H}\}$ NMR (CDCl_3 , 125 MHz) δ 158.4 (s), 156.5 (s), 131.8 (s), 129.3 (d), 124.9 (s), 122.8 (d), 122.3 (d), 120.9 (d), 117.5 (s), 101.1 (d), 92.4 (s), 55.5 (q); HRMS (ESI) m/z $[\text{M} + \text{Na}]^+$ calcd. for $\text{C}_{12}\text{H}_9\text{NO}_2\text{Na}$ 222.0531, found 222.0531.

1-Hydroxy-6,7-dimethoxy-2-naphthonitrile (3c)



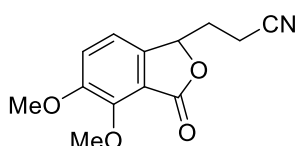
White solid (142 mg, 62%); R_f 0.55 (1:1 hexanes/ethyl acetate); mp 225–227 °C (recrystallized from 2:1 hexanes/ethyl acetate); IR (ATR) 3284 (br), 2231, 1625, 1584, 1517 cm^{-1} ; $^1\text{H NMR}$ (CDCl_3 , 500 MHz) δ 9.88 (brs, 1H), 7.66 (s, 1H), 7.26 (d, 1H, $J = 8.5$ Hz), 7.21 (d, 1H, $J = 8.5$ Hz), 7.06 (s, 1H), 4.01 (s, 6H); $^{13}\text{C}\{^1\text{H}\}$ NMR (CDCl_3 , 125 MHz) δ 155.5 (s), 149.9 (s), 147.9 (s), 131.1 (s), 123.5 (d), 118.0 (s), 117.3 (d), 116.8 (s), 105.2 (d), 100.5 (d), 90.5 (s), 54.2 (q), 54.1 (q); HRMS (ESI) m/z $[\text{M} + \text{H}]^+$ calcd. for $\text{C}_{13}\text{H}_{12}\text{NO}_3$ 230.0817, found 230.0812.

1-Hydroxy-7,8-dimethoxy-2-naphthonitrile (3d)



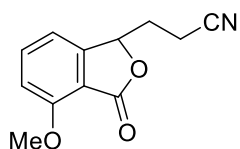
White solid (83 mg, 36%); R_f 0.5 (2:1 hexanes/ethyl acetate); mp 138–139 °C (recrystallized from 1:1 hexanes/ethyl acetate); IR (ATR) 3184 (br), 2219, 1610, 1587, 1516 cm^{-1} ; ^1H NMR (CDCl_3 , 500 MHz) δ 10.66 (brs, 1H), 7.58 (d, 1H, $J = 9.0$ Hz), 7.39 (d, 1H, $J = 9.0$ Hz), 7.27 (d, 1H, $J = 8.6$ Hz), 7.24 (d, 1H, $J = 8.6$ Hz), 4.10 (s, 3H), 4.02 (s, 3H); $^{13}\text{C}\{^1\text{H}\}$ NMR (CDCl_3 , 125 MHz) δ 158.8 (s), 148.1 (s), 143.0 (s), 131.8 (s), 125.21 (d), 125.16 (d), 119.5 (d), 117.5 (d), 117.2 (s), 117.0 (s), 93.5 (s), 62.3 (q), 56.7 (q); HRMS (ESI) m/z [$\text{M} + \text{H}$] $^+$ calcd. for $\text{C}_{13}\text{H}_{12}\text{NO}_3$ 230.0817, found 230.0813.

3-(4,5-Dimethoxy-3-oxo-1,3-dihydroisobenzofuran-1-yl)propanenitrile (4d)



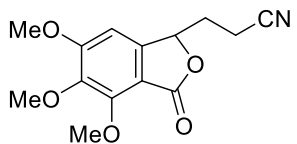
White solid (64 mg, 26%); R_f 0.55 (1:2 hexanes/ethyl acetate); mp 134–135 °C (recrystallized from 1:2 hexanes/ethyl acetate); IR (ATR) 2237, 1756, 1597 cm^{-1} ; ^1H NMR (CDCl_3 , 500 MHz) δ 7.27 (d, 1H, $J = 8.2$ Hz), 7.08 (d, 1H, $J = 8.2$ Hz), 5.46 (dd, 1H, $J = 3.0, 9.0$ Hz), 4.11 (s, 3H), 3.93 (s, 3H), 2.67–2.59 (m, 1H), 2.57–2.40 (m, 2H), 2.04–1.95 (m, 1H); $^{13}\text{C}\{^1\text{H}\}$ NMR (CDCl_3 , 125 MHz) δ 167.1 (s), 152.8 (s), 148.2 (s), 140.6 (s), 119.4 (d), 118.5 (s), 117.7 (s), 116.2 (d), 77.2 (d), 62.2 (q), 56.6 (q), 30.8 (t), 13.2 (t); HRMS (ESI) m/z [$\text{M} + \text{H}$] $^+$ calcd. for $\text{C}_{13}\text{H}_{14}\text{NO}_4$ 248.0923, found 248.0918.

3-(4-Methoxy-3-oxo-1,3-dihydroisobenzofuran-1-yl)propanenitrile (4e)



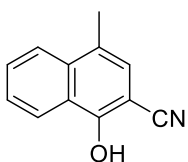
Colorless paste (104 mg, 48%); R_f 0.35 (1:2 hexanes/ethyl acetate); IR (ATR) 2247, 1754, 1600 cm^{-1} ; ^1H NMR (CDCl_3 , 500 MHz) δ 7.67 (t, 1H, $J = 8.0$ Hz), 7.00 (d, 1H, $J = 8.0$ Hz), 6.99 (d, 1H, $J = 8.0$ Hz), 5.49 (dd, 1H, $J = 2.9, 8.7$ Hz), 4.01 (s, 3H), 2.68–2.58 (m, 1H), 2.55–2.42 (m, 2H), 2.05–1.96 (m, 1H); $^{13}\text{C}\{^1\text{H}\}$ NMR (CDCl_3 , 125 MHz) δ 167.6 (s), 158.7 (s), 150.6 (s), 136.7 (d), 118.4 (s), 113.2 (d), 113.1 (s), 111.3 (d), 77.3 (d), 56.0 (q), 30.7 (t), 13.3 (t); HRMS (ESI) m/z [$\text{M} + \text{H}$] $^+$ calcd. for $\text{C}_{12}\text{H}_{12}\text{NO}_3$ 218.0817, found 218.0812.

3-(4,5,6-Trimethoxy-3-oxo-1,3-dihydroisobenzofuran-1-yl)propanenitrile (4f)



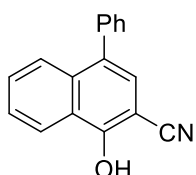
White solid (114 mg, 41%); R_f 0.45 (1:2 hexanes/ethyl acetate); mp 113–114 °C (recrystallized from 1:2 hexanes/ethyl acetate); IR (ATR) 2248, 1756, 1602 cm^{-1} ; ^1H NMR (CDCl_3 , 500 MHz) δ 6.63 (s, 1H), 5.40 (dd, 1H, $J = 2.9, 8.9$ Hz), 4.14 (s, 3H), 3.97 (s, 3H), 3.88 (s, 3H), 2.68–2.61 (m, 1H), 2.57–2.40 (m, 2H), 2.03–1.95 (m, 1H); $^{13}\text{C}\{^1\text{H}\}$ NMR (CDCl_3 , 125 MHz) δ 167.2 (s), 160.0 (s), 152.6 (s), 145.7 (s), 142.2 (s), 118.5 (s), 110.2 (s), 99.1 (d), 77.1 (d), 62.3 (q), 61.4 (q), 56.5 (q), 31.0 (t), 13.4 (t); HRMS (ESI) m/z [$\text{M} + \text{H}$] $^+$ calcd. for $\text{C}_{14}\text{H}_{16}\text{NO}_5$ 278.1028, found 278.1018.

1-Hydroxy-4-methyl-2-naphthonitrile (3g)



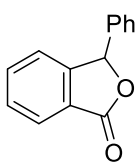
White solid (134 mg, 73%); R_f 0.6 (2:1 hexanes/ethyl acetate); mp 173–175 °C (recrystallized from 2:1 hexanes/ethyl acetate); IR (ATR) 3246 (br), 2227, 1623, 1575, 1509 cm^{-1} ; ^1H NMR (CDCl_3 , 500 MHz) δ 8.33 (d, 1H, $J = 8.5$ Hz), 7.90 (d, 1H, $J = 8.5$ Hz), 7.69–7.65 (m, 1H), 7.59–7.55 (m, 1H), 7.35 (brs, 1H), 7.15 (s, 1H), 2.56 (s, 3H); $^{13}\text{C}\{^1\text{H}\}$ NMR (CDCl_3 , 125 MHz) δ 156.7 (s), 135.6 (s), 129.5 (d), 127.4 (s), 126.3 (d), 124.7 (d), 124.3 (d), 124.1 (s), 123.5 (d), 117.5 (s), 91.1 (s), 18.6 (q); HRMS (ESI) m/z $[\text{M} + \text{H}]^+$ calcd. for $\text{C}_{12}\text{H}_{10}\text{NO}$ 184.0762, found 184.0762.

3-(3-Oxo-1-phenyl-1,3-dihydroisobenzofuran-1-yl)propanenitrile (4h) [3]



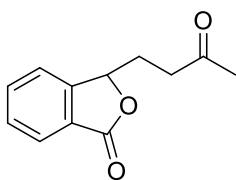
Colorless paste (63 mg, 24%); R_f 0.4 (2:1 hexanes/ethyl acetate); ^1H NMR (CDCl_3 , 500 MHz) δ 8.04 (d, 1H, $J = 8.0$ Hz), 7.86–7.81 (m, 1H), 7.73–7.60 (m, 4H), 7.55–7.45 (m, 3H), 3.06–2.99 (m, 1H), 2.68–2.60 (m, 1H), 2.50–2.39 (m, 2H); $^{13}\text{C}\{^1\text{H}\}$ NMR (CDCl_3 , 125 MHz) δ 168.8 (s), 150.8 (s), 138.1 (s), 134.6 (d), 129.5 (d), 128.7 (d), 128.3 (d), 125.6 (d), 124.2 (d and s), 121.9 (d), 118.2 (s), 87.6 (s), 35.2 (t), 12.0 (t).

3-Phenylisobenzofuran-1(3H)-one (i) [4]



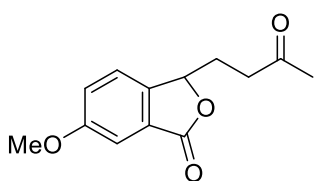
White solid (88 mg, 42%); R_f 0.45 (5:1 hexanes/ethyl acetate); mp 117–119 °C (recrystallized from 5:1 hexanes/ethyl acetate, lit. [4] 107–110 °C); ^1H NMR (CDCl_3 , 500 MHz) δ 7.96 (d, 1H, $J = 7.5$ Hz), 7.65 (t, 1H, $J = 7.5$ Hz), 7.55 (t, 1H, $J = 7.5$ Hz), 7.40–7.36 (m, 3H), 7.34 (d, 1H, $J = 7.5$ Hz), 7.30–7.26 (m, 2H), 6.40 (s, 1H); $^{13}\text{C}\{^1\text{H}\}$ NMR (CDCl_3 , 125 MHz) δ 170.5 (s), 149.7 (s), 136.4 (s), 134.3 (d), 129.33 (d), 129.28 (d), 129.0 (d), 126.9 (d), 125.62 (d), 125.58 (s), 122.8 (d), 82.7 (d).

3-(3-Oxobutyl)isobenzofuran-1(3H)-one (5a) [5]



Colorless paste (174 mg, 85%); R_f 0.5 (1:1 hexanes/ethyl acetate); ^1H NMR (CDCl_3 , 500 MHz) δ 7.90 (d, 1H, $J = 7.5$ Hz), 7.71–7.67 (m, 1H), 7.54 (t, 1H, $J = 7.5$ Hz), 7.49–7.47 (m, 1H), 5.52 (dd, 1H, $J = 3.3, 8.8$ Hz), 2.79–2.72 (m, 1H), 2.60–2.44 (m, 2H), 2.16 (s, 3H), 1.91–1.83 (m, 1H); $^{13}\text{C}\{^1\text{H}\}$ NMR (CDCl_3 , 125 MHz) δ 207.1 (s), 170.1 (s), 149.3 (s), 134.0 (d), 129.1 (d), 125.6 (s), 125.4 (d), 121.7 (d), 80.0 (d), 38.0 (t), 29.8 (q), 28.2 (t).

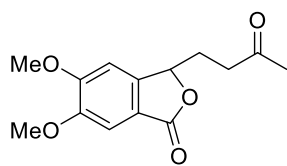
6-Methoxy-3-(3-oxobutyl)isobenzofuran-1(3H)-one (5b)



Colorless paste (180 mg, 77%); R_f 0.25 (2:1 hexanes/ethyl acetate); IR (ATR) 1760, 1714, 1674, 1625 cm^{-1} ; ^1H NMR (CDCl_3 , 500 MHz) δ 7.36 (d, 1H, $J = 8.6$ Hz), 7.32–7.30 (m, 1H), 7.26–7.23 (m, 1H), 5.47 (dd, 1H, $J = 2.9, 8.5$ Hz), 3.88 (s, 3H), 2.77–2.68 (m, 1H), 2.59–2.51 (m, 1H), 2.47–2.40 (m, 1H), 2.45 (s, 3H), 1.90–1.81 (m, 1H); $^{13}\text{C}\{^1\text{H}\}$ NMR (CDCl_3 , 125 MHz) δ 206.9 (s), 169.9 (s), 160.3 (s), 141.5 (s), 126.9 (s), 122.51 (d), 122.48 (d), 107.1 (d), 78.7 (d), 55.4 (q), 37.8 (t), 29.6 (q), 28.1

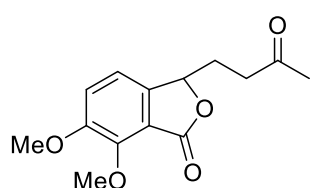
(t); HRMS (ESI) m/z $[M + Na]^+$ calcd. for $C_{13}H_{14}O_4Na$ 257.0790, found 257.0788.

5,6-Dimethoxy-3-(3-oxobutyl)isobenzofuran-1(3H)-one (5c)



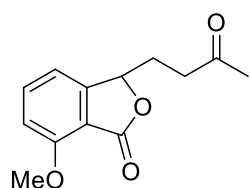
Colorless paste (233 mg, 88%); R_f 0.35 (1:1 hexanes/ethyl acetate); IR (ATR) 1747, 1714, 1602 cm^{-1} ; 1H NMR ($CDCl_3$, 500 MHz) δ 7.27 (s, 1H), 6.87 (s, 1H), 5.41 (dd, 1H, $J = 2.9, 8.6$ Hz), 3.99 (s, 3H), 3.94 (s, 3H), 2.79-2.70 (m, 1H), 2.58-2.42 (m, 2H), 2.16 (s, 3H), 1.87-1.79 (m, 1H); $^{13}C\{^1H\}$ NMR ($CDCl_3$, 125 MHz) δ 207.3 (s), 170.4 (s), 154.7 (s), 150.3 (s), 143.8 (s), 117.5 (s), 105.8 (d), 103.1 (d), 79.3 (d), 56.2 (q), 56.0 (q), 37.9 (t), 29.9 (q), 28.2 (t); HRMS (ESI) m/z $[M + H]^+$ calcd. for $C_{14}H_{17}O_5$ 265.1076, found 265.1075.

6,7-Dimethoxy-3-(3-oxobutyl)isobenzofuran-1(3H)-one (5d)



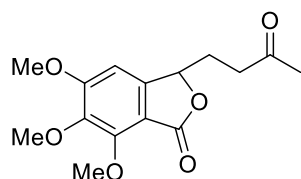
White solid (177 mg, 67%); R_f 0.35 (1:1 hexanes/ethyl acetate); mp 113–115 °C (recrystallized from 2:1 hexanes/ethyl acetate); IR (ATR) 1750, 1714, 1594, 1500 cm^{-1} ; 1H NMR ($CDCl_3$, 500 MHz) δ 7.23 (d, 1H, $J = 8.0$ Hz), 7.06 (d, 1H, $J = 8.0$ Hz), 5.38 (dd, 1H, $J = 3.4, 8.6$ Hz), 4.11 (s, 3H), 3.91 (s, 3H), 2.77-2.69 (m, 1H), 2.59-2.51 (m, 1H), 2.45-2.37 (m, 1H), 2.16 (s, 3H), 1.87-1.78 (m, 1H); $^{13}C\{^1H\}$ NMR ($CDCl_3$, 125 MHz) δ 206.9 (s), 167.4 (s), 152.2 (s), 147.7 (s), 142.0 (s), 119.2 (d), 117.7 (s), 116.1 (d), 78.5 (d), 61.8 (q), 56.4 (q), 37.8 (t), 29.6 (q), 28.4 (t); HRMS (ESI) m/z $[M + H]^+$ calcd. for $C_{14}H_{17}O_5$ 265.1076, found 265.1076.

7-Methoxy-3-(3-oxobutyl)isobenzofuran-1(3H)-one (5e)



Colorless paste (155 mg, 66%); R_f 0.4 (1:2 hexanes/ethyl acetate); IR (ATR) 1757, 1711, 1605 cm^{-1} ; 1H NMR ($CDCl_3$, 500 MHz) δ 7.62 (t, 1H, $J = 8.0$ Hz), 7.00 (d, 1H, $J = 8.0$ Hz), 6.94 (d, 1H, $J = 8.0$ Hz), 5.42 (dd, 1H, $J = 3.4, 8.6$ Hz), 4.00 (s, 3H), 2.79-2.70 (m, 1H), 2.59-2.50 (m, 1H), 2.48-2.39 (m, 1H), 2.15 (s, 3H), 1.89-1.79 (m, 1H); $^{13}C\{^1H\}$ NMR ($CDCl_3$, 125 MHz) δ 207.0 (s), 168.0 (s), 158.2 (s), 152.0 (s), 136.2 (d), 113.2 (d), 113.0 (s), 110.6 (d), 78.7 (d), 55.7 (q), 37.9 (t), 29.7 (q), 28.1 (t); HRMS (ESI) m/z $[M + H]^+$ calcd. for $C_{13}H_{15}O_4$ 235.0970, found 235.0967.

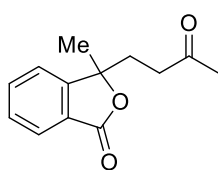
5,6,7-Trimethoxy-3-(3-oxobutyl)isobenzofuran-1(3H)-one (5f)



White solid (215 mg, 73%); R_f 0.3 (1:1 hexanes/ethyl acetate); mp 118–120 °C (recrystallized from 1:1 hexanes/ethyl acetate); IR (ATR) 1745, 1715, 1598 cm^{-1} ; 1H NMR ($CDCl_3$, 500 MHz) δ 6.63 (s, 1H), 5.32 (dd, 1H, $J = 3.0, 9.0$ Hz), 4.14 (s, 3H), 3.95 (s, 3H), 3.87 (s, 3H), 2.80-2.72 (m, 1H), 2.61-2.53 (m, 1H), 2.47-2.39 (m, 1H), 2.17 (s, 3H), 1.83-1.75 (m, 1H); $^{13}C\{^1H\}$ NMR ($CDCl_3$, 125 MHz) δ 207.1 (s), 167.5 (s), 159.5 (s), 151.9 (s), 147.1 (s), 141.5 (s), 110.0 (s), 99.2 (d), 78.4 (d), 61.9 (q), 61.0 (q), 56.2 (q), 37.9 (t), 29.7 (q), 28.3 (t); HRMS (ESI) m/z $[M + H]^+$ calcd. for $C_{15}H_{19}O_6$ 295.1182, found

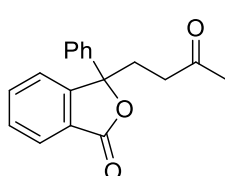
295.1180.

3-Methyl-3-(3-oxobutyl)isobenzofuran-1(3H)-one (5g)



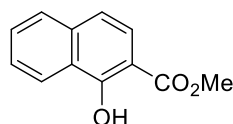
Colorless paste (162 mg, 74%); R_f 0.25 (2:1 hexanes/ethyl acetate); IR (ATR) 1764, 1714, 1615, 1600 cm^{-1} ; ^1H NMR (CDCl_3 , 500 MHz) δ 7.88 (d, 1H, $J = 7.5$ Hz), 7.74-7.70 (m, 1H), 7.58-7.54 (m, 1H), 7.44 (d, 1H, $J = 8.0$ Hz), 2.52-2.44 (m, 1H), 2.41-2.34 (m, 1H), 2.26-2.19 (m, 1H), 2.14-2.07 (m, 1H), 2.04 (s, 3H), 1.67 (s, 3H); $^{13}\text{C}\{^1\text{H}\}$ NMR (CDCl_3 , 125 MHz) δ 206.4 (s), 169.1 (s), 152.6 (s), 133.9 (d), 128.7 (d), 125.2 (s), 125.1 (d), 120.8 (d), 86.2 (s), 37.0 (t), 32.6 (t), 29.3 (q), 25.5 (q); HRMS (ESI) m/z $[\text{M} + \text{H}]^+$ calcd. for $\text{C}_{13}\text{H}_{15}\text{O}_3$ 219.1021, found 219.1018.

3-(3-Oxobutyl)-3-phenylisobenzofuran-1(3H)-one (5h)



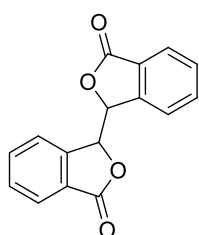
Colorless paste (207 mg, 74%); R_f 0.55 (1:1 hexanes/ethyl acetate); IR (ATR) 1772, 1712, 1611, 1600 cm^{-1} ; ^1H NMR (CDCl_3 , 500 MHz) δ 7.89 (d, 1H, $J = 7.5$ Hz), 7.88-7.63 (m, 1H), 7.55-7.49 (m, 4H), 7.39-7.35 (m, 2H), 7.33-7.29 (m, 1H), 2.85-2.77 (m, 1H), 2.49-2.35 (m, 3H), 2.02 (s, 3H); $^{13}\text{C}\{^1\text{H}\}$ NMR (CDCl_3 , 125 MHz) δ 207.0 (s), 169.7 (s), 152.7 (s), 139.7 (s), 134.5 (d), 129.3 (d), 128.9 (d), 128.3 (d), 125.9 (d), 125.0 (s), 124.7 (d), 122.1 (d), 89.1 (s), 37.9 (t), 33.6 (t), 30.0 (q); HRMS (ESI) m/z $[\text{M} + \text{H}]^+$ calcd. for $\text{C}_{18}\text{H}_{17}\text{O}_3$ 281.1178, found 281.1178.

Methyl 1-Hydroxy-2-naphthoate (8) [1]



White solid (8 mg, 4%); R_f 0.55 (10:1 hexanes/ethyl acetate); mp 83–85 $^\circ\text{C}$ (recrystallized from 10:1 hexanes/ethyl acetate, lit.[1] 84–86 $^\circ\text{C}$); ^1H NMR (CDCl_3 , 500 MHz) δ 11.98 (brs, 1H), 8.41 (d, 1H, $J = 8.6$ Hz), 7.76 (d, 2H, $J = 8.6$ Hz), 7.62-7.58 (m, 1H), 7.54-7.50 (m, 1H), 7.28 (d, 1H, $J = 8.6$ Hz), 3.99 (s, 3H); $^{13}\text{C}\{^1\text{H}\}$ NMR (CDCl_3 , 125 MHz) δ 171.4 (s), 160.9 (s), 137.2 (s), 129.4 (d), 127.4 (d), 125.7 (d), 124.8 (s), 124.2 (d), 123.9 (d), 118.6 (d), 105.6 (s), 52.3 (q).

[1,1'-biisobenzofuran]-3,3'(1H,1'H)-dione (9) (65:35 diastereomeric mixture)



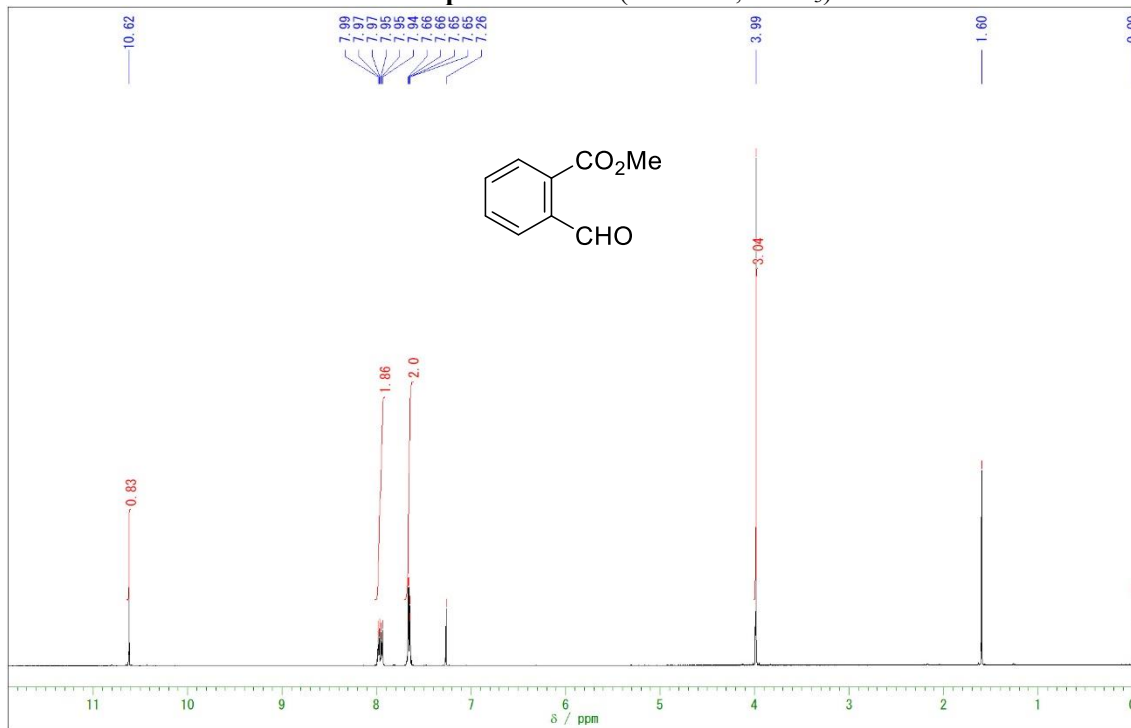
White solid (83 mg, 62 %); IR (ATR) 1763, 1725, 1598 cm^{-1} ; ^1H NMR ($\text{CDCl}_3/\text{DMSO}-d_6$, 500 MHz) δ 7.98 (t, 0.65H, $J = 7.5$ Hz), 7.81 (d, 0.35H, $J = 7.6$ Hz), 7.75-7.70 (m, 0.65H), 7.69-7.62 (m, 1H), 7.59 (d, 0.35H, $J = 7.5$ Hz), 7.52-7.48 (m, 0.35H), 7.37 (d, 0.65H, $J = 7.7$ Hz), 6.12 (s, 0.35H), 5.76 (s, 0.65H); $^{13}\text{C}\{^1\text{H}\}$ NMR ($\text{CDCl}_3/\text{DMSO}-d_6$, 125 MHz) δ 168.3 (s), 168.1 (s), 144.5 (s), 143.7 (s), 133.5 (d), 133.4 (d), 129.4 (d), 129.0 (d), 125.9 (s), 125.5 (s), 124.9 (d), 124.7 (d), 122.1 (d), 121.8 (d), 79.1 (d), 77.8 (d); HRMS (ESI) m/z $[\text{M} + \text{H}]^+$ calcd. for $\text{C}_{16}\text{H}_{10}\text{O}_4\text{Na}$ 289.0477, found 289.0471.

References

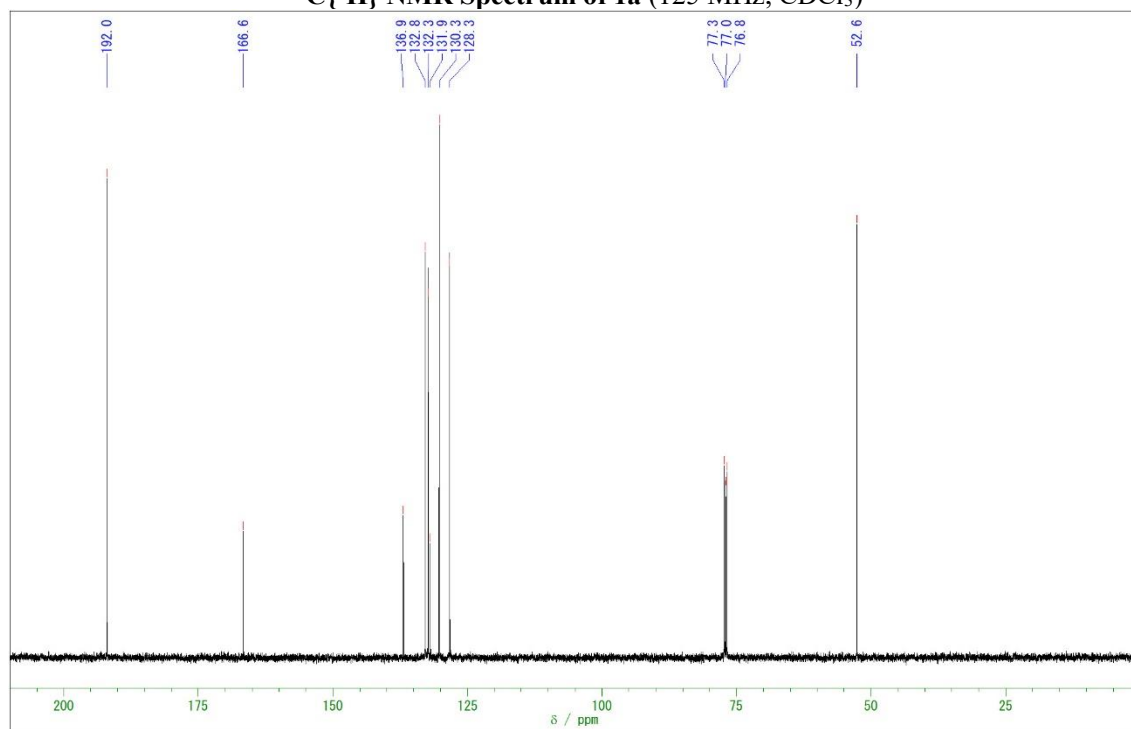
1. N. J. P. Broom, P. G. Sammes, *J. Chem. Soc. Perkin 1*, **1981**, 465-470.
2. W. Zhang, T. Li, Q. Wang, W. Zhao, *Adv. Synth. Catal.* **2019**, *361*, 4914-4918.
3. C.-H. Yeh, Y.-C. Lin, S. Mannathan, K. Hung, C.-H. Cheng, *Adv. Synth. Catal.* **2014**, *356*, 831-842.
4. T. Liu, W. Jia, Q. Xi, Y. Chen, X. Wang, D. Yin, *J. Org. Chem.* **2018**, *83*, 1387-1393.
5. M. Anselmo, A. Basso, S. Protti, D. Ravelli, *ACS Catal.* **2019**, *9*, 2493-2500.

^1H and $^{13}\text{C}\{^1\text{H}\}$ NMR Spectra of Compounds

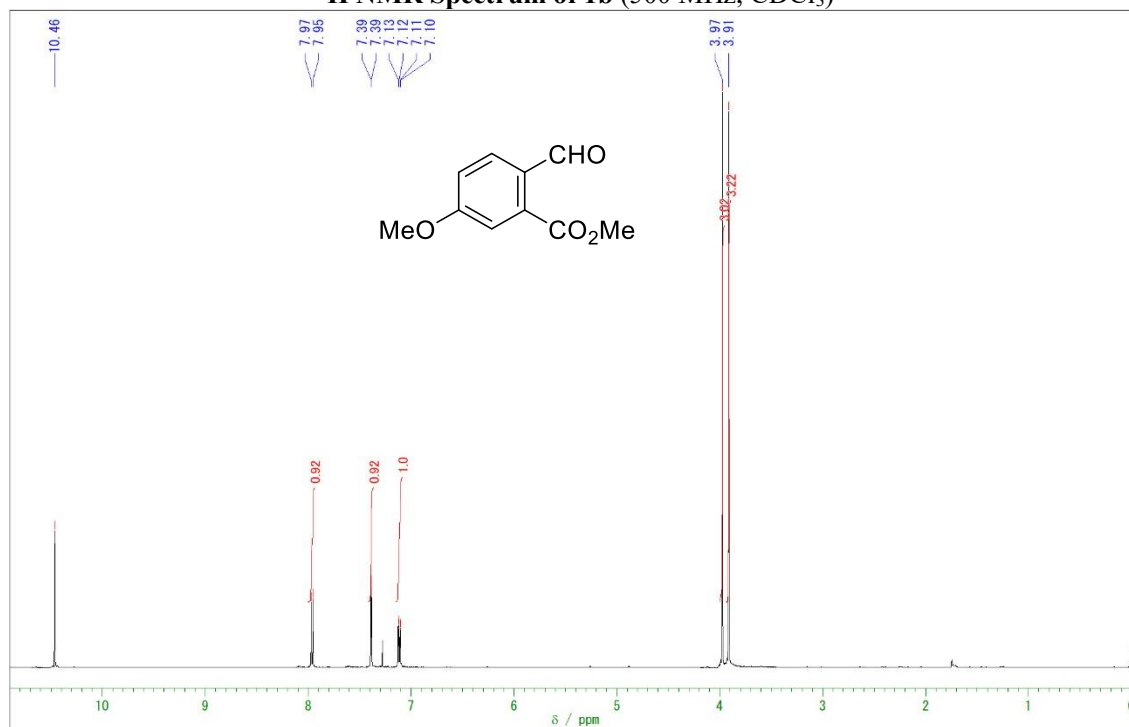
^1H NMR Spectrum of 1a (500 MHz, CDCl_3)



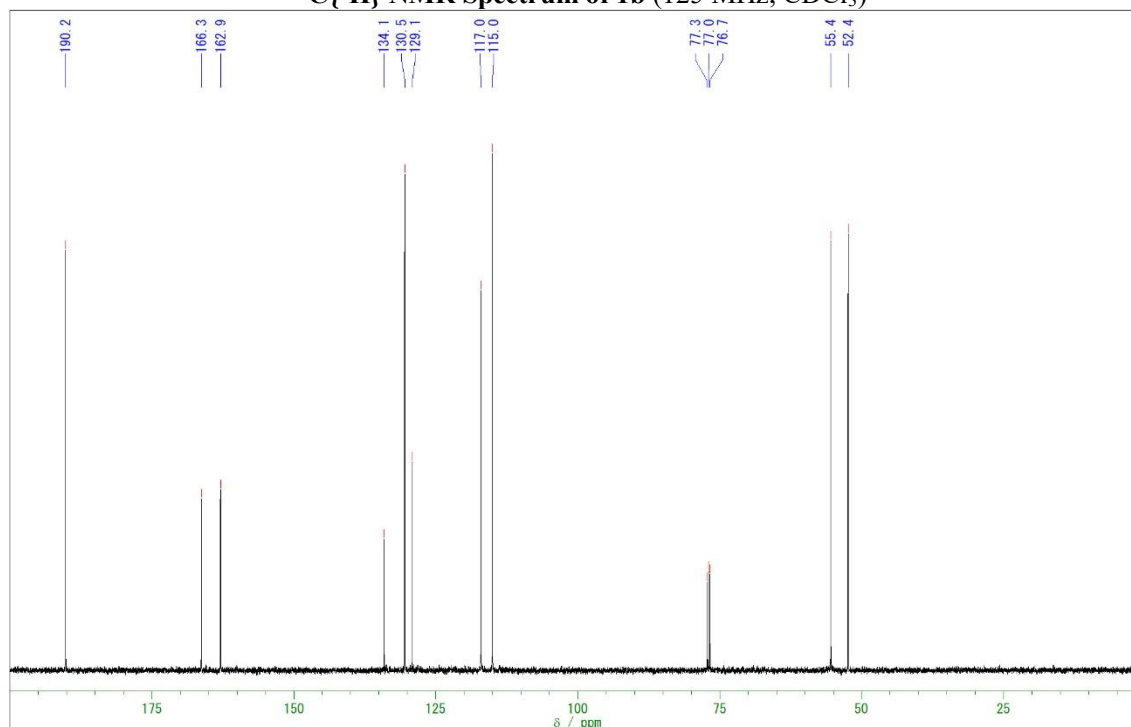
$^{13}\text{C}\{^1\text{H}\}$ NMR Spectrum of 1a (125 MHz, CDCl_3)



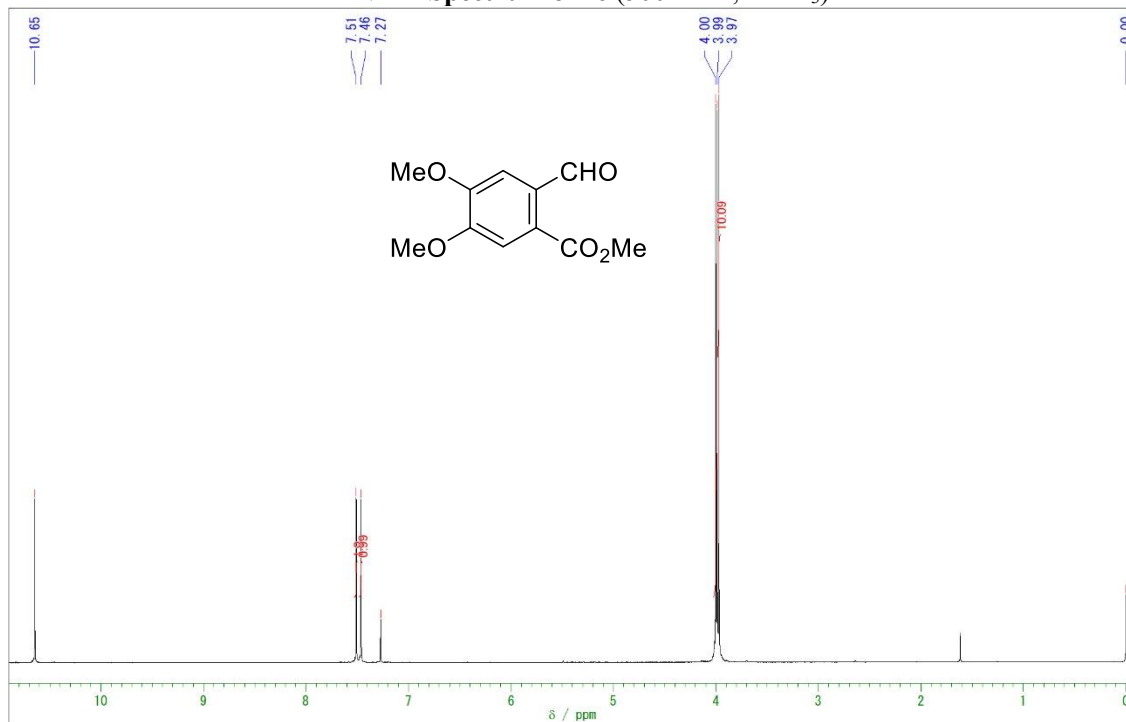
¹H NMR Spectrum of 1b (500 MHz, CDCl₃)



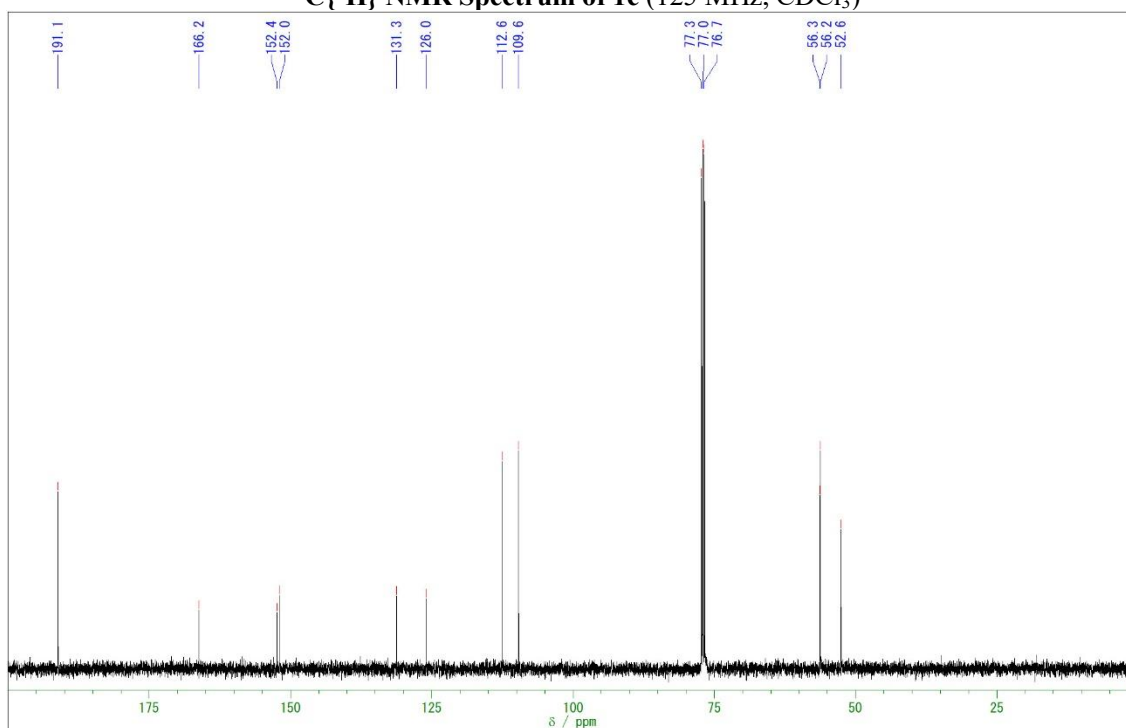
¹³C{¹H} NMR Spectrum of 1b (125 MHz, CDCl₃)



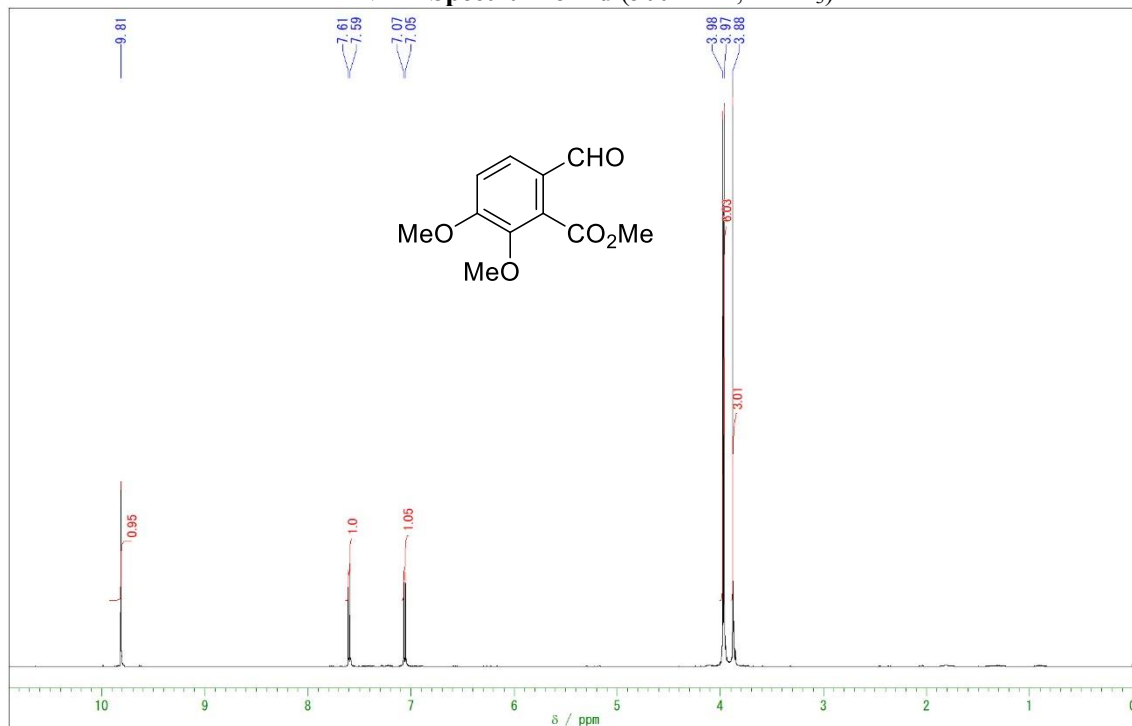
¹H NMR Spectrum of 1c (500 MHz, CDCl₃)



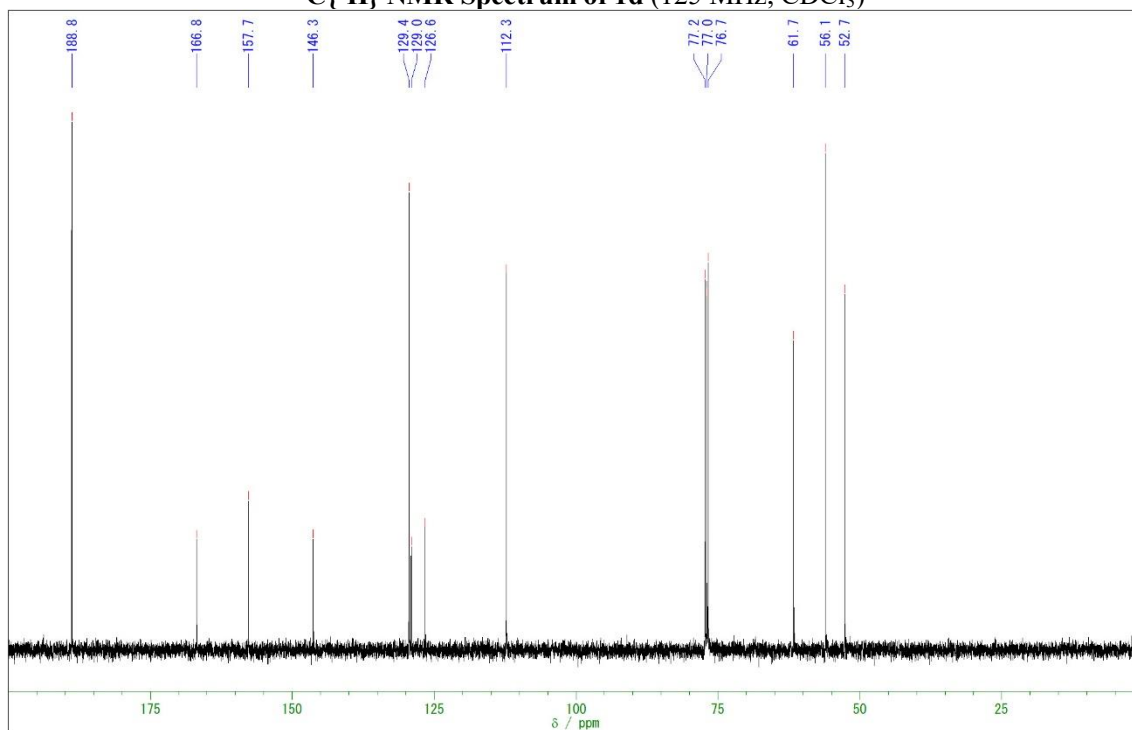
¹³C{¹H} NMR Spectrum of 1c (125 MHz, CDCl₃)



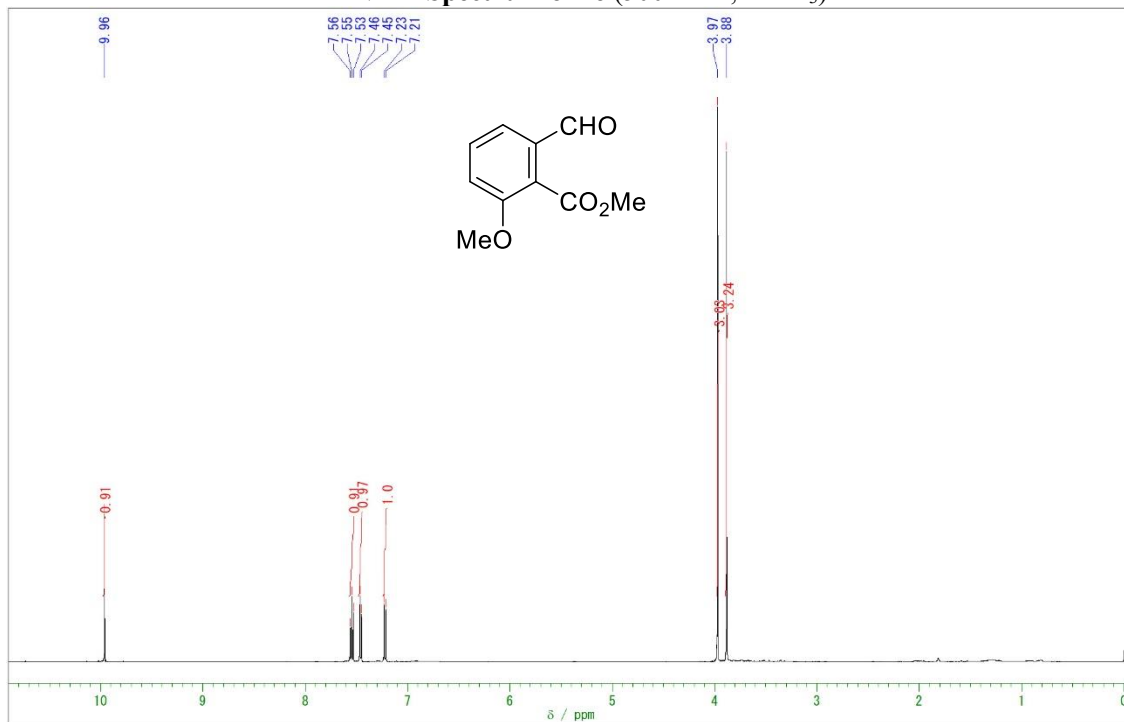
¹H NMR Spectrum of 1d (500 MHz, CDCl₃)



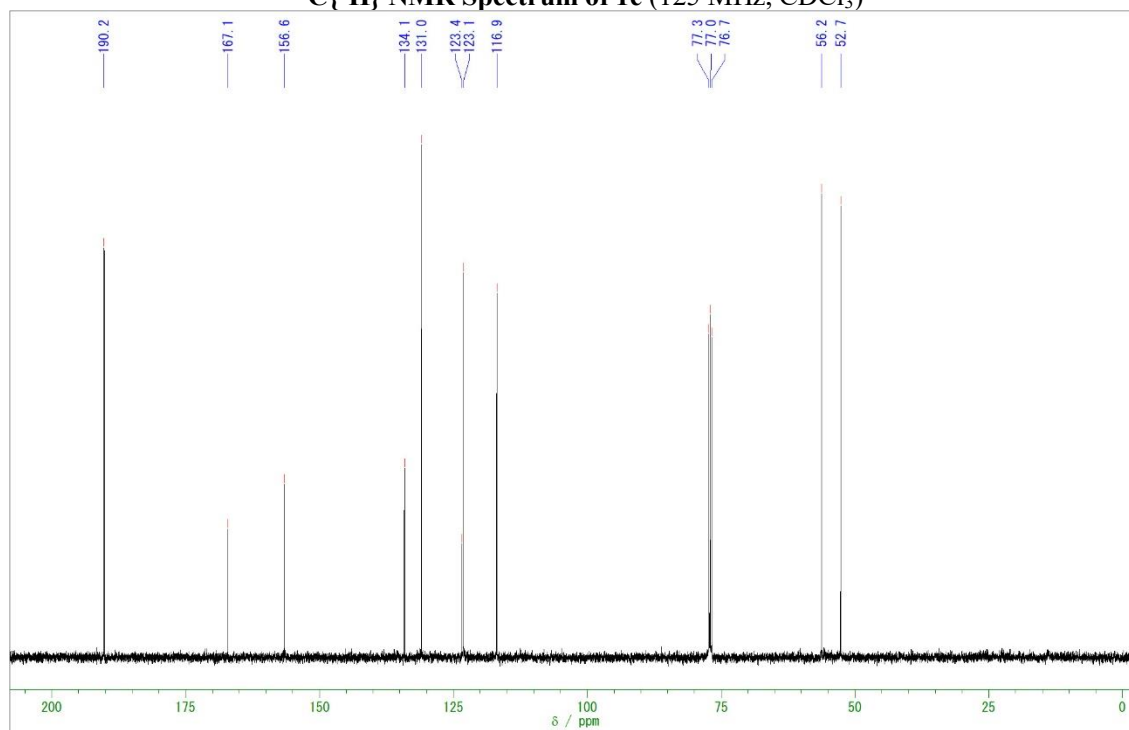
¹³C{¹H} NMR Spectrum of 1d (125 MHz, CDCl₃)



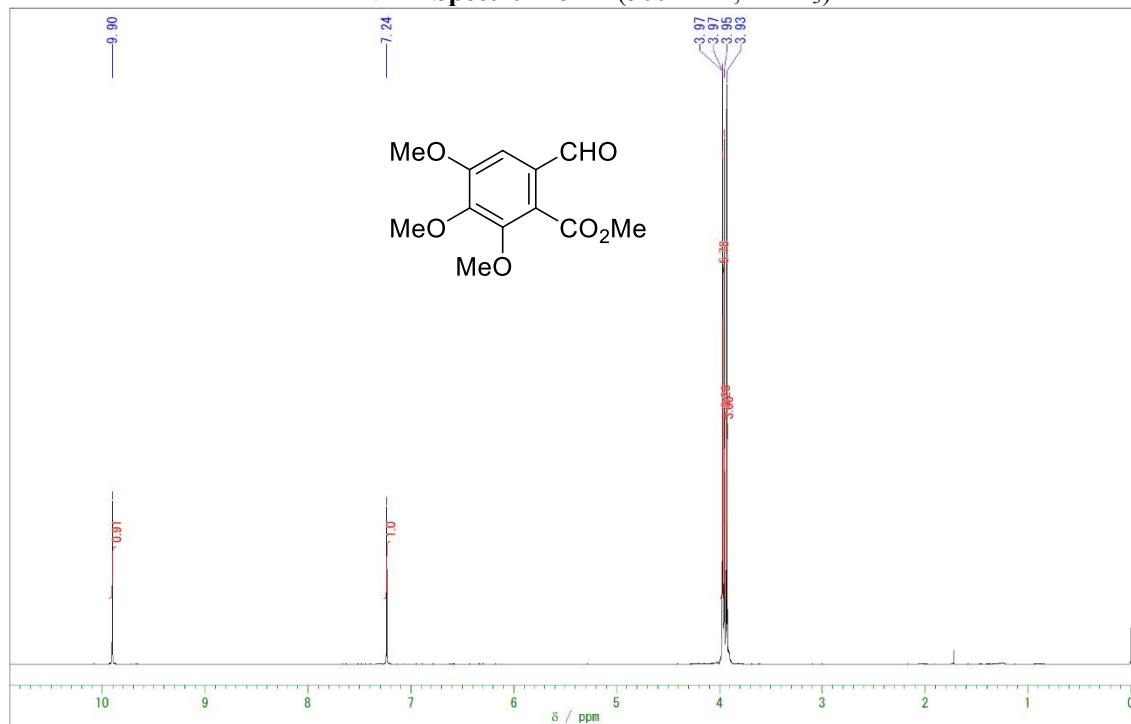
¹H NMR Spectrum of 1e (500 MHz, CDCl₃)



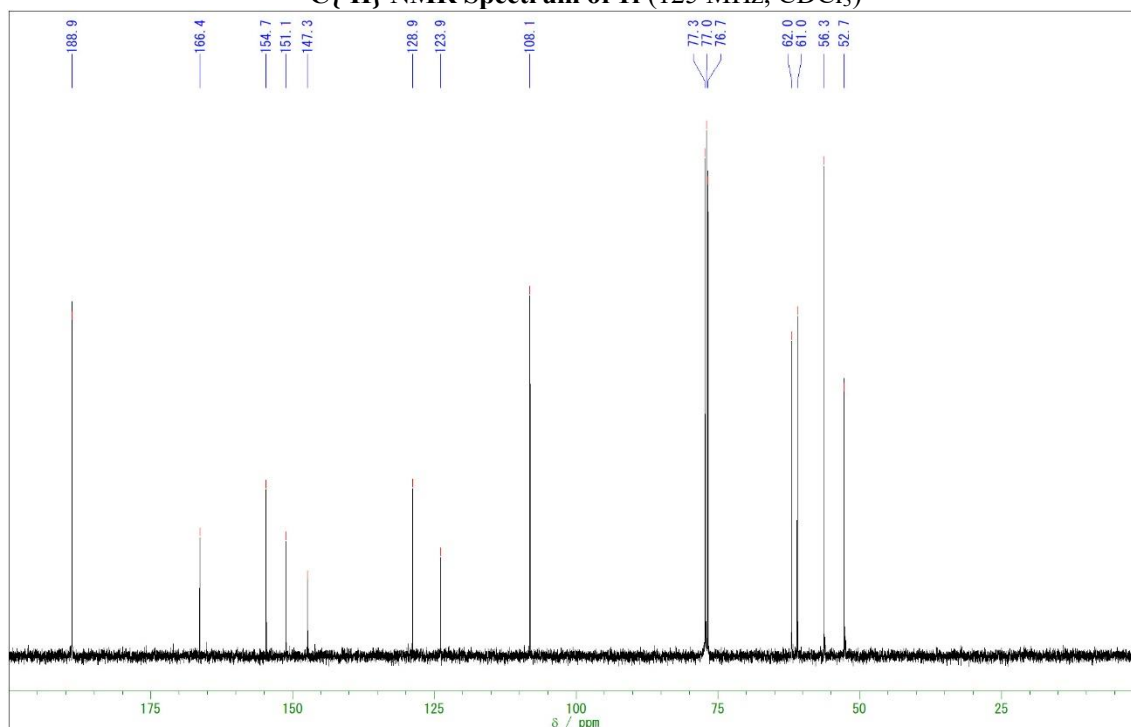
¹³C{¹H} NMR Spectrum of 1e (125 MHz, CDCl₃)



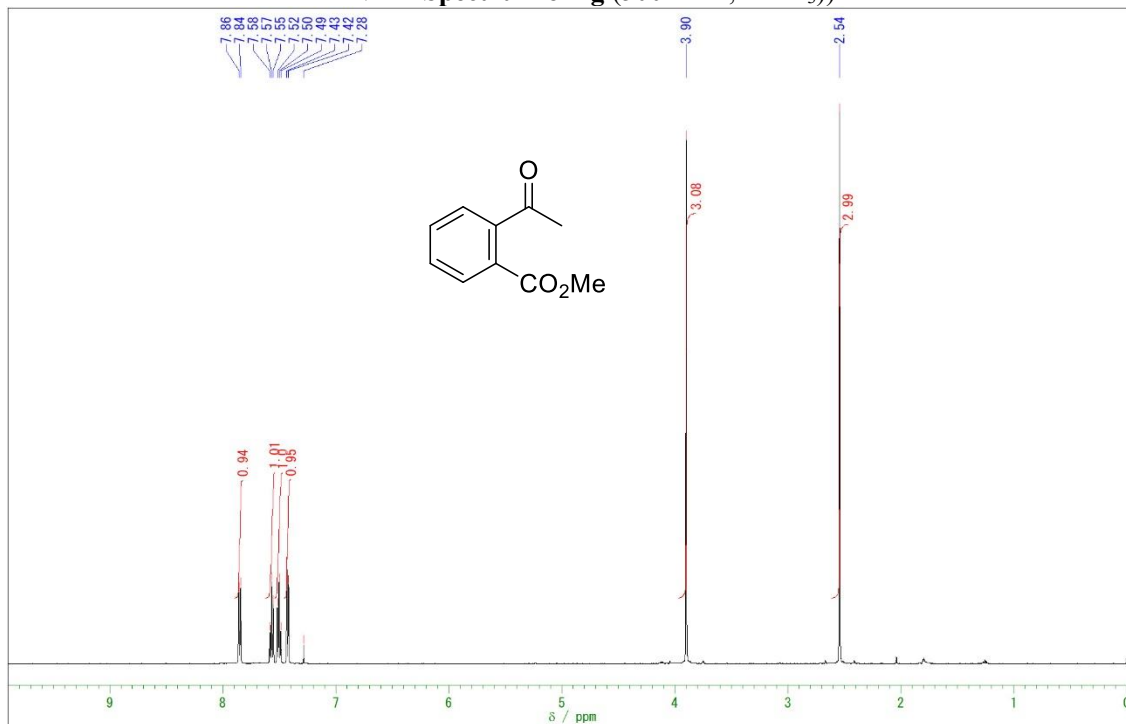
¹H NMR Spectrum of 1f (500 MHz, CDCl₃)



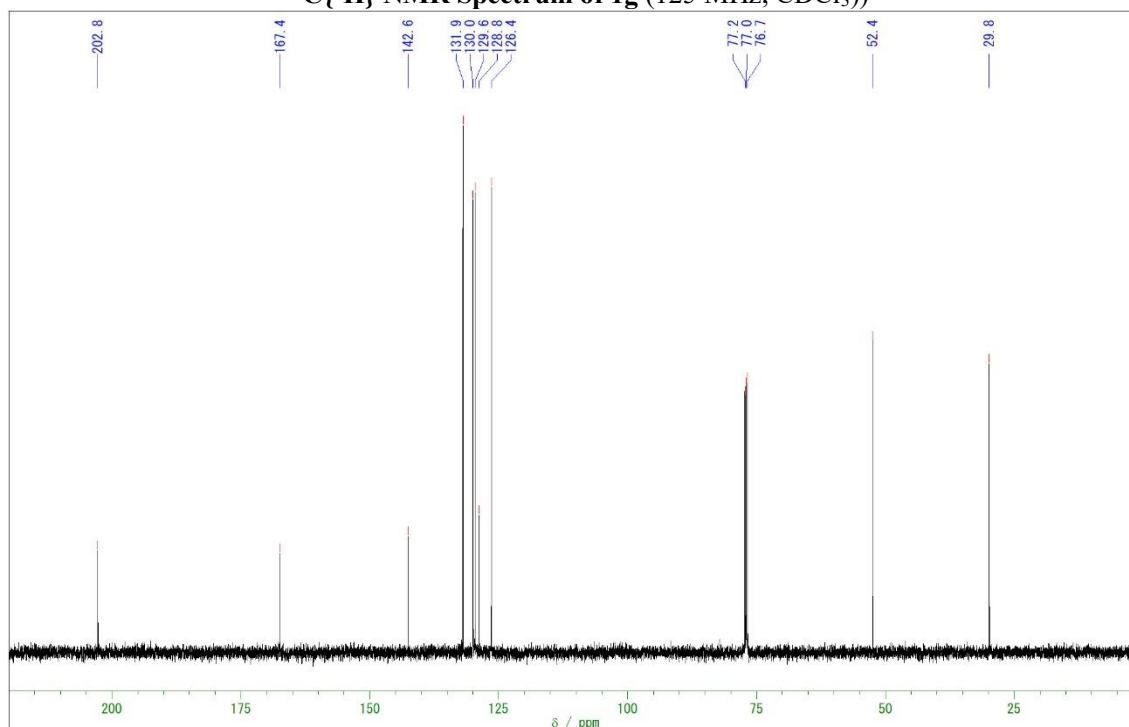
¹³C{¹H} NMR Spectrum of 1f (125 MHz, CDCl₃)



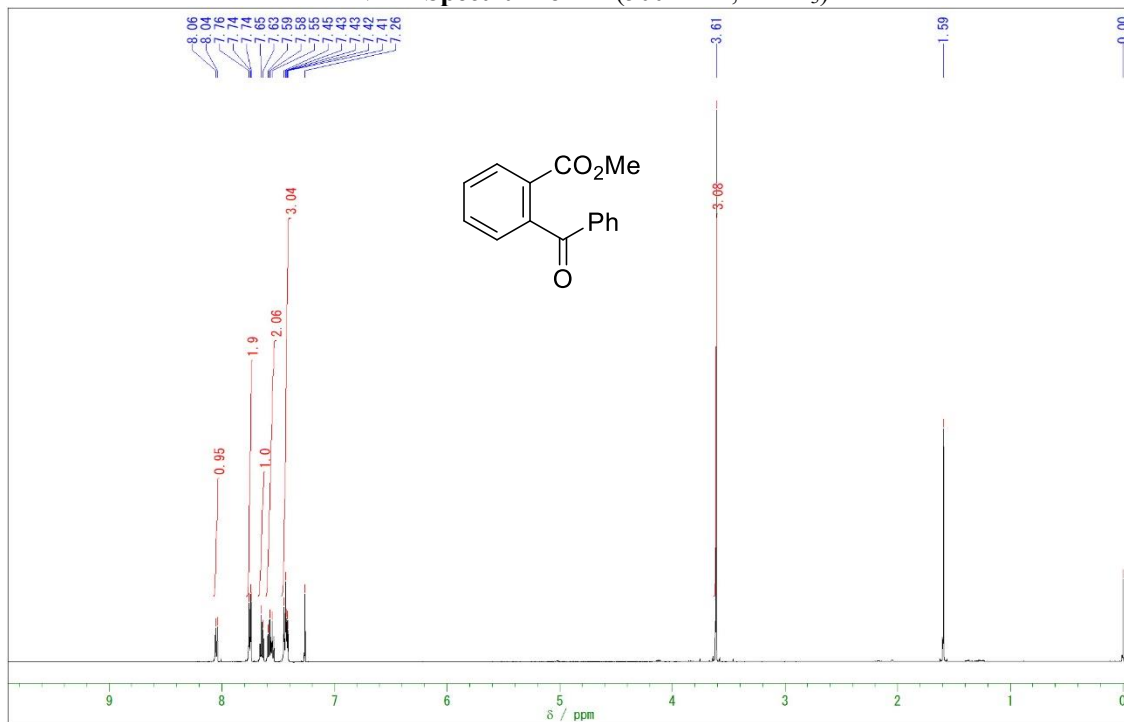
¹H NMR Spectrum of 1g (500 MHz, CDCl₃)



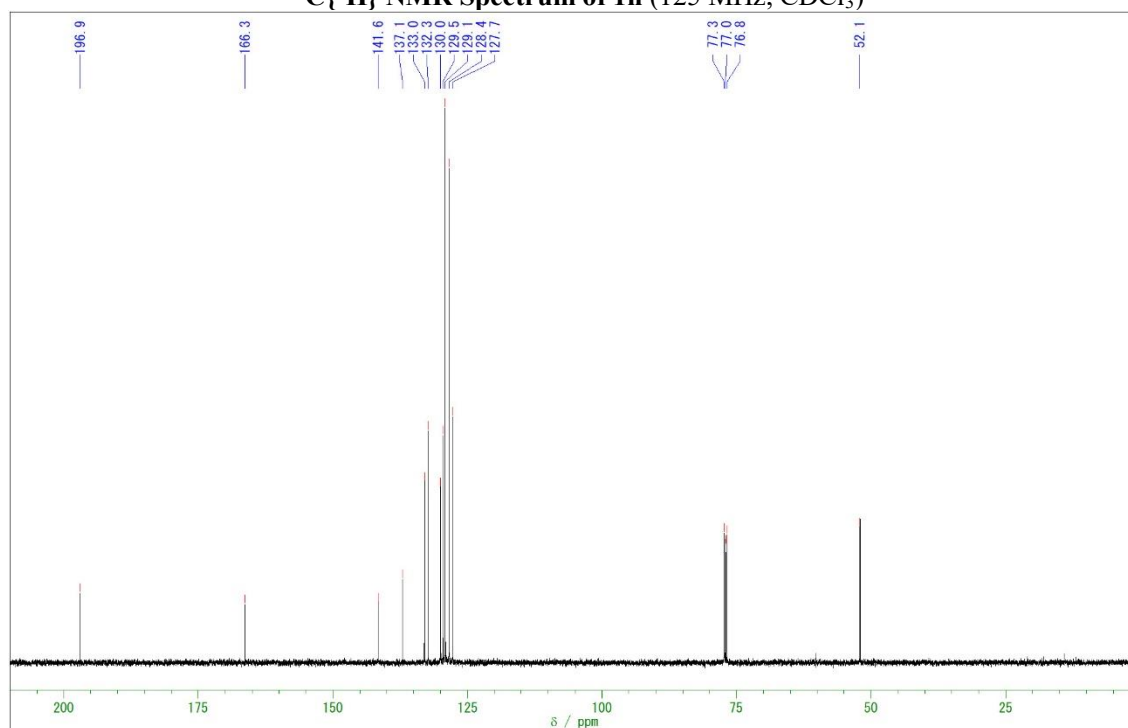
¹³C{¹H} NMR Spectrum of 1g (125 MHz, CDCl₃)



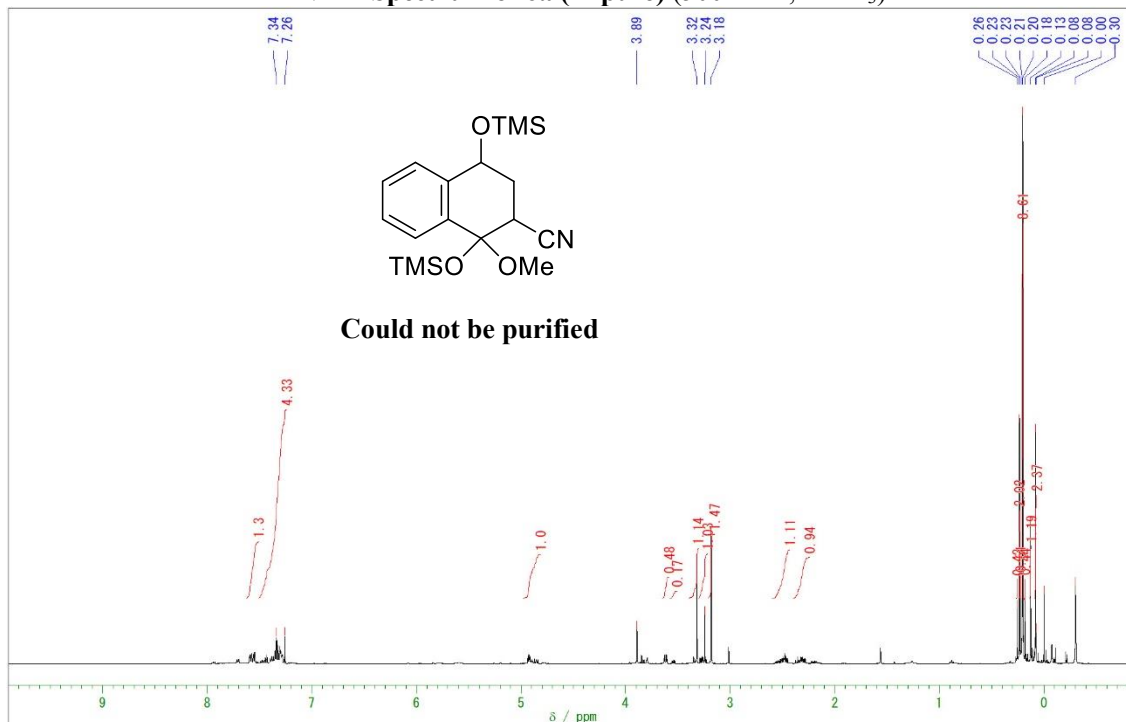
¹H NMR Spectrum of 1h (500 MHz, CDCl₃)



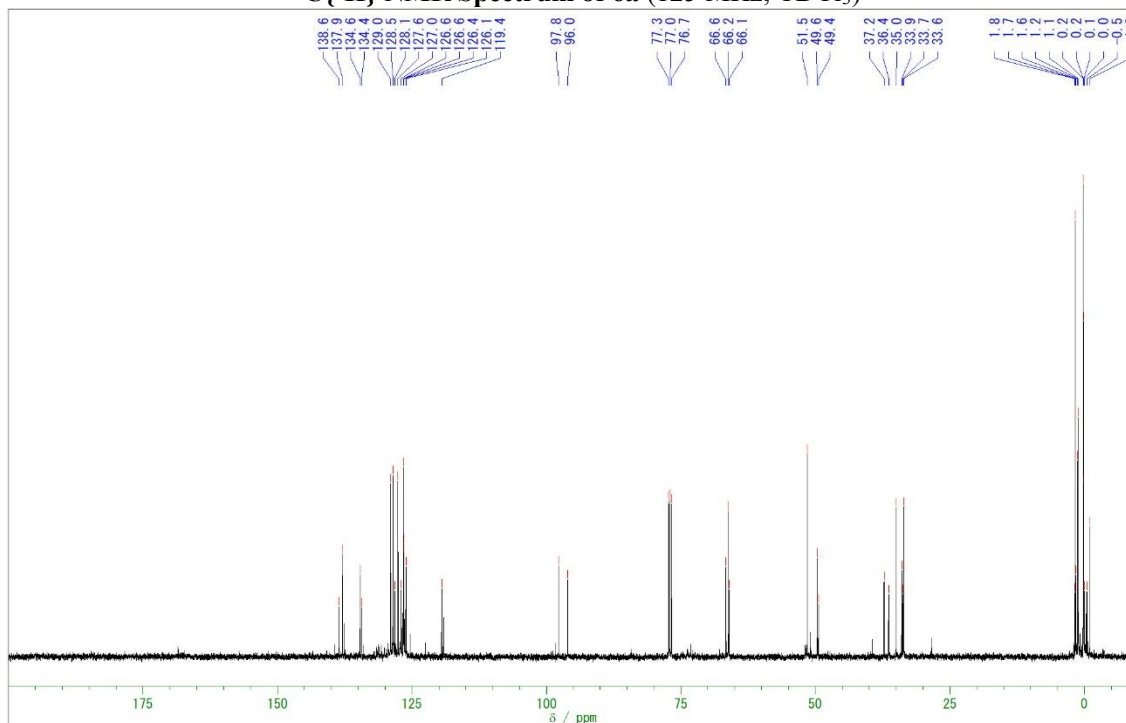
¹³C{¹H} NMR Spectrum of 1h (125 MHz, CDCl₃)



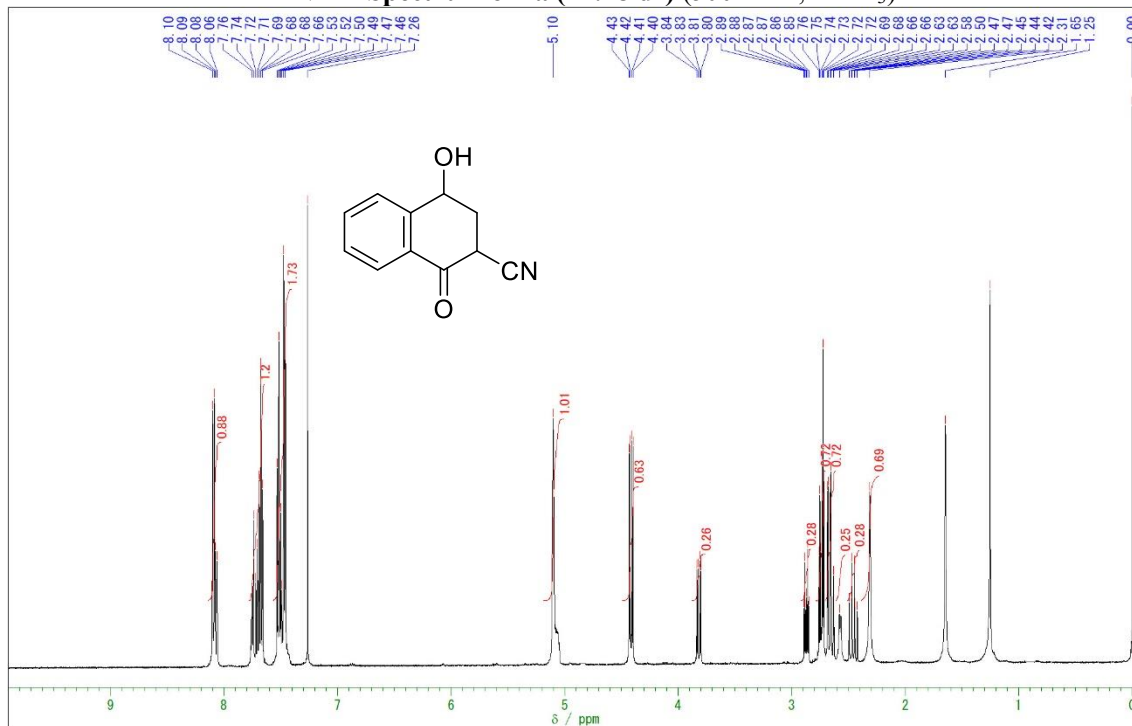
¹H NMR Spectrum of 6a (impure) (500 MHz, CDCl₃)



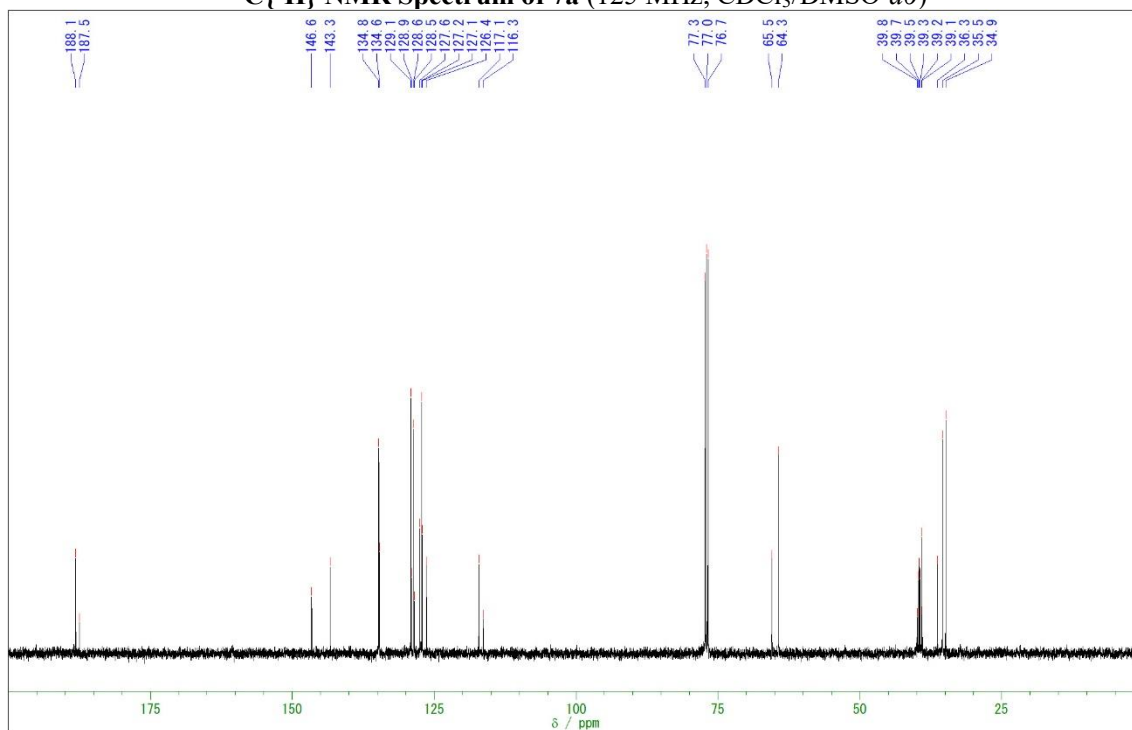
¹³C{¹H} NMR Spectrum of 6a (125 MHz, CDCl₃)



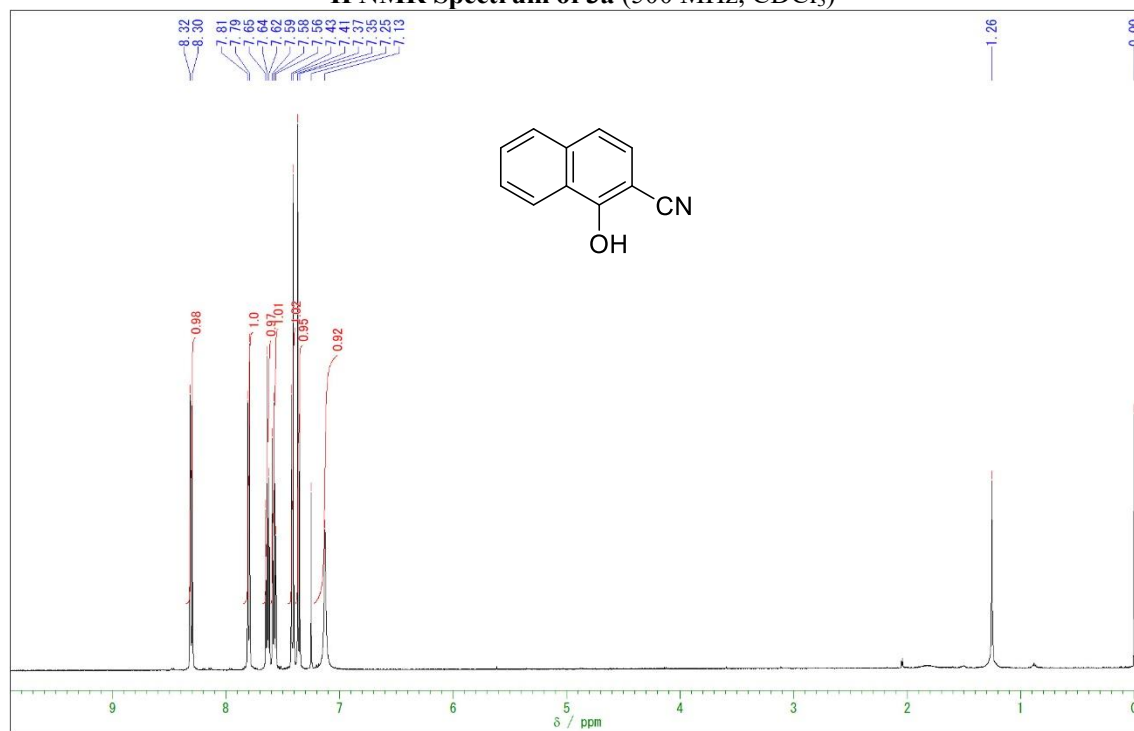
¹H NMR Spectrum of 7a (72:28 dr) (500 MHz, CDCl₃)



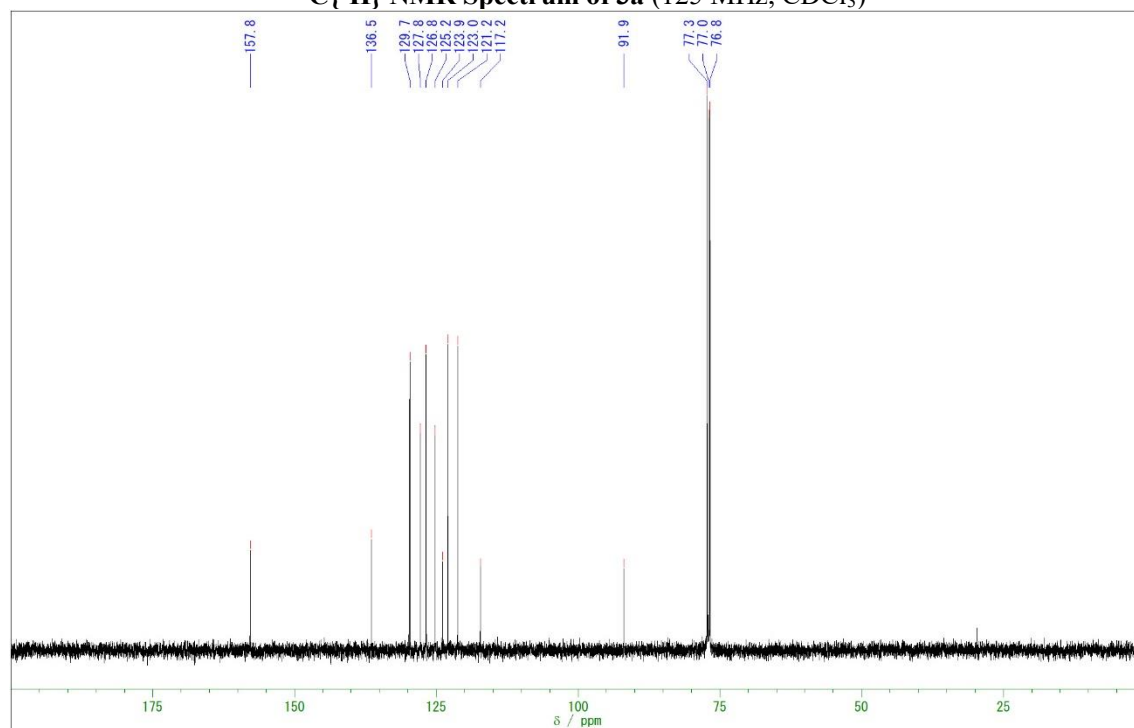
¹³C{¹H} NMR Spectrum of 7a (125 MHz, CDCl₃/DMSO-d₆)



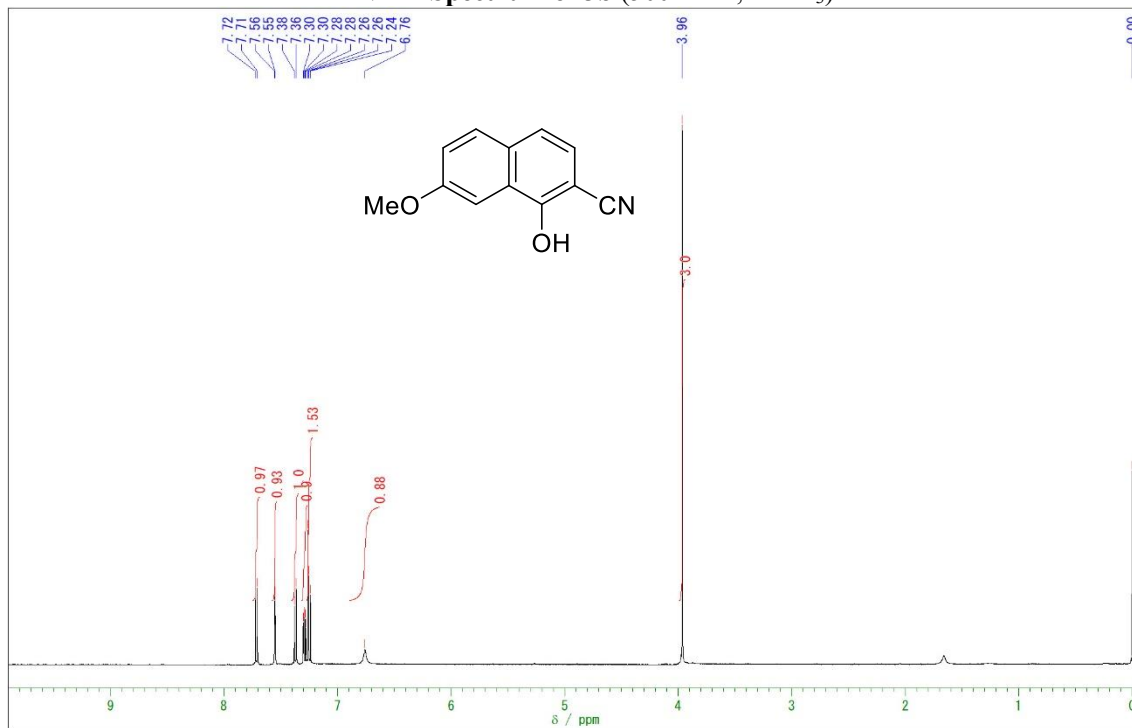
¹H NMR Spectrum of 3a (500 MHz, CDCl₃)



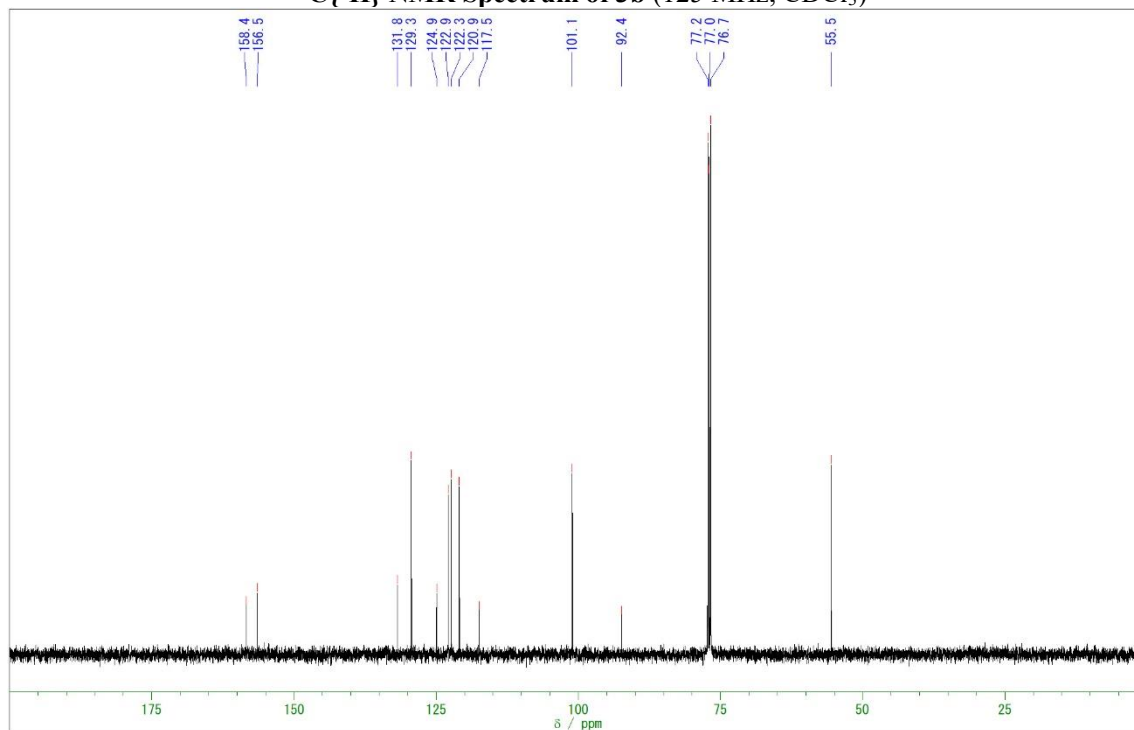
¹³C{¹H} NMR Spectrum of 3a (125 MHz, CDCl₃)



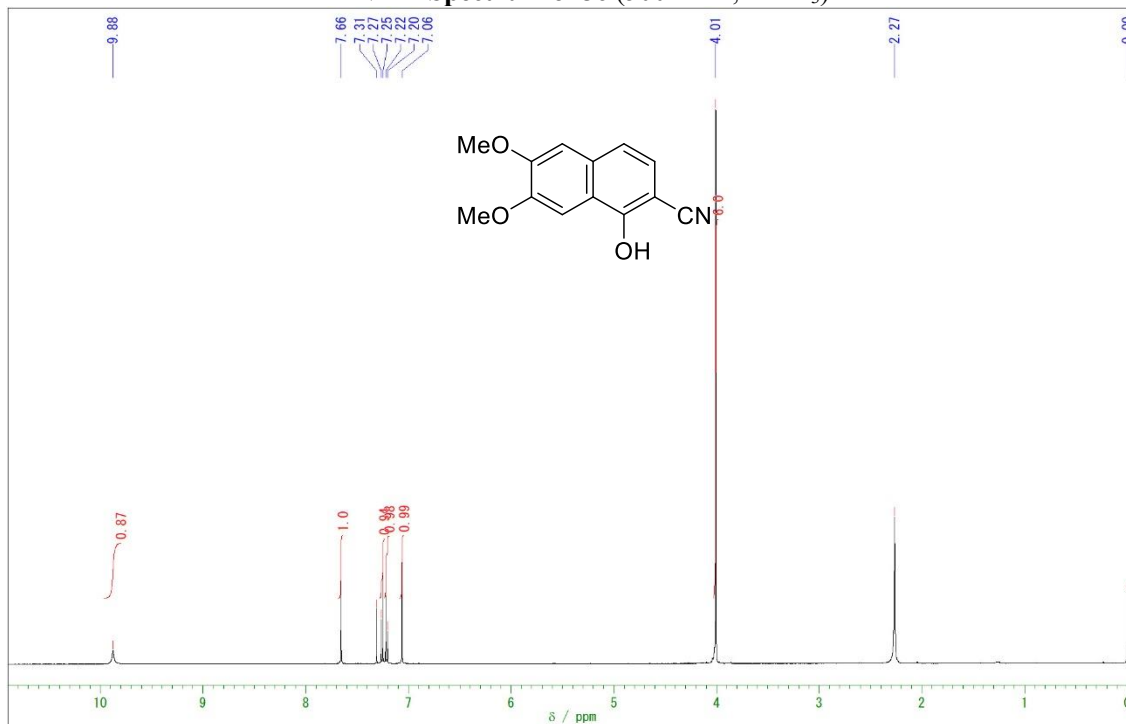
¹H NMR Spectrum of 3b (500 MHz, CDCl₃)



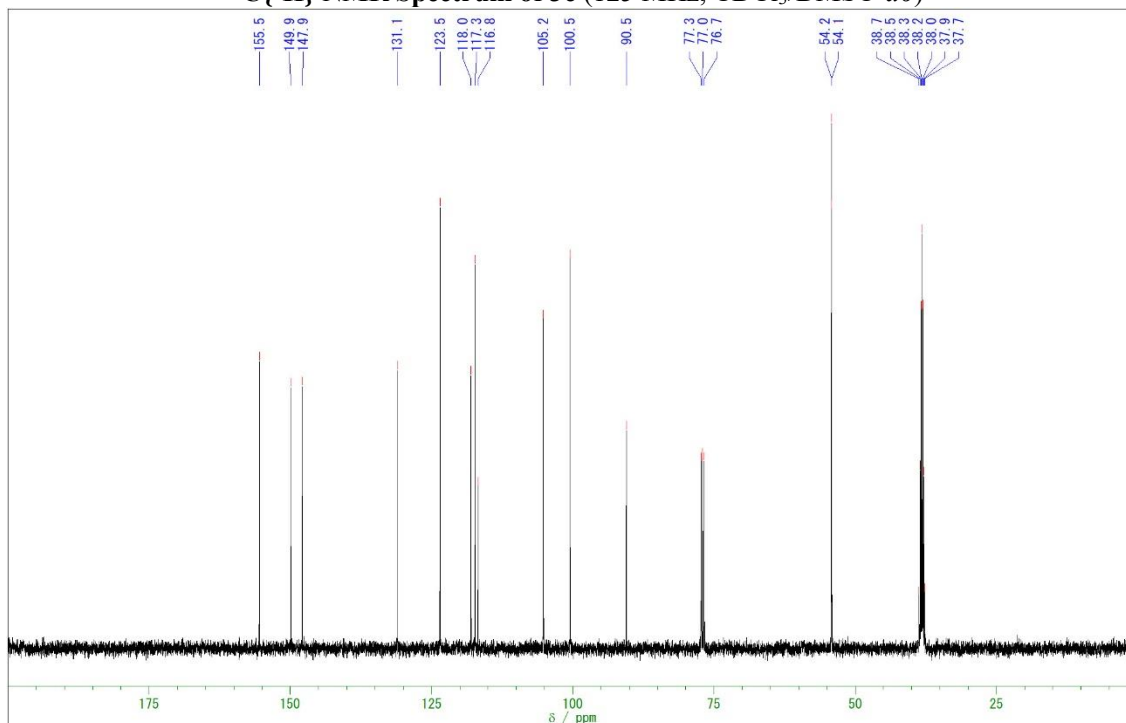
¹³C{¹H} NMR Spectrum of 3b (125 MHz, CDCl₃)



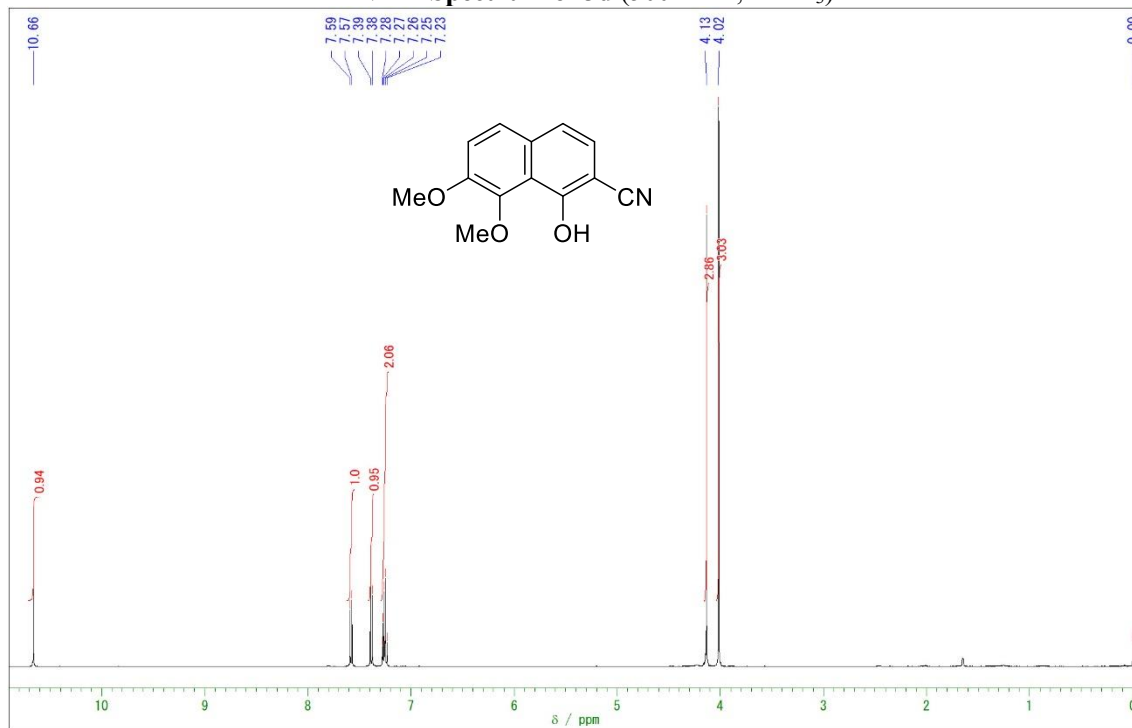
¹H NMR Spectrum of 3c (500 MHz, CDCl₃)



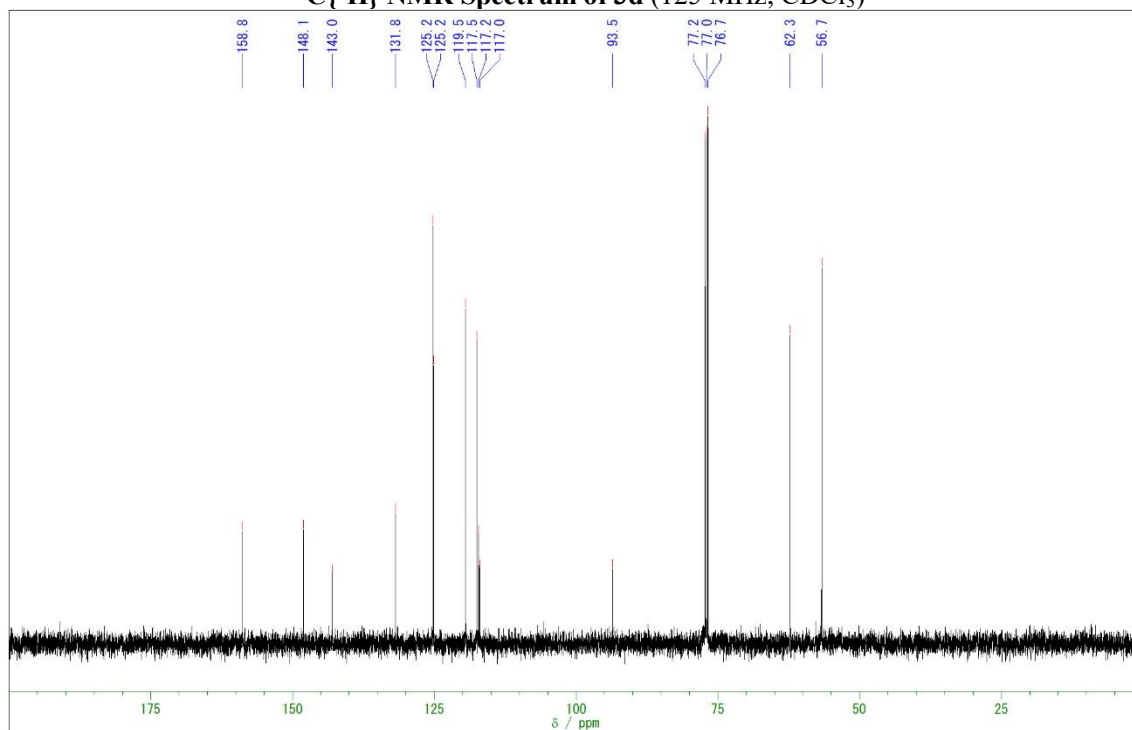
¹³C{¹H} NMR Spectrum of 3c (125 MHz, CDCl₃/DMSO-*d*₆)



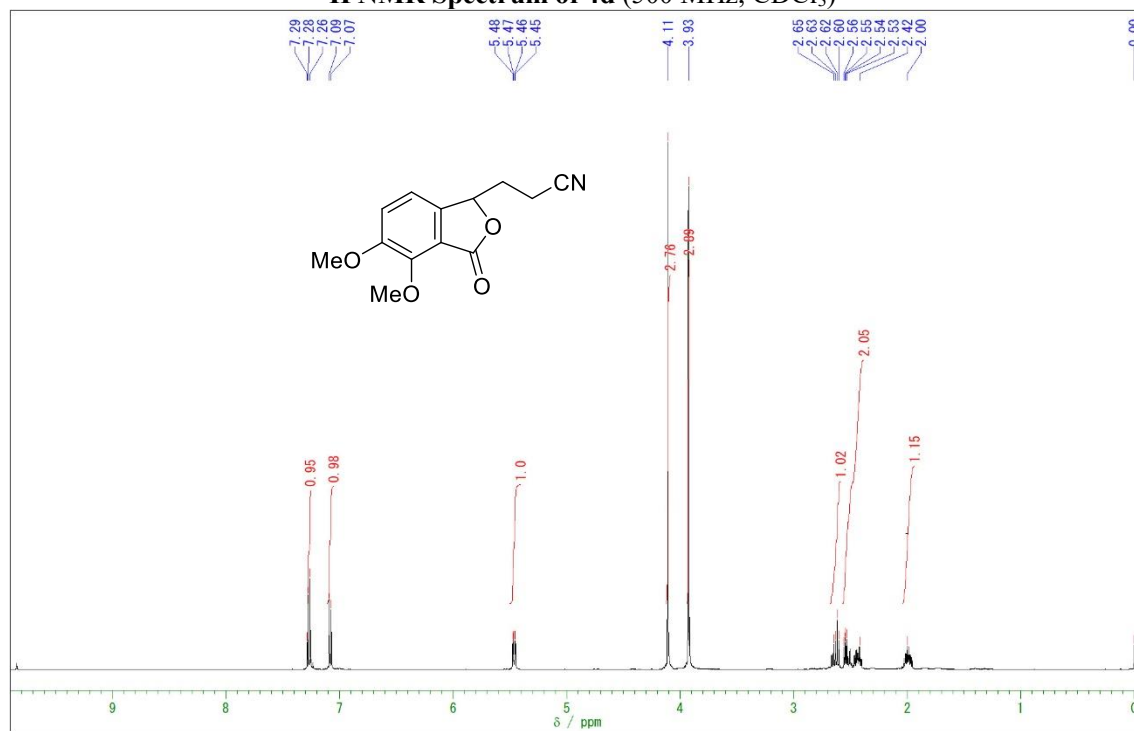
¹H NMR Spectrum of 3d (500 MHz, CDCl₃)



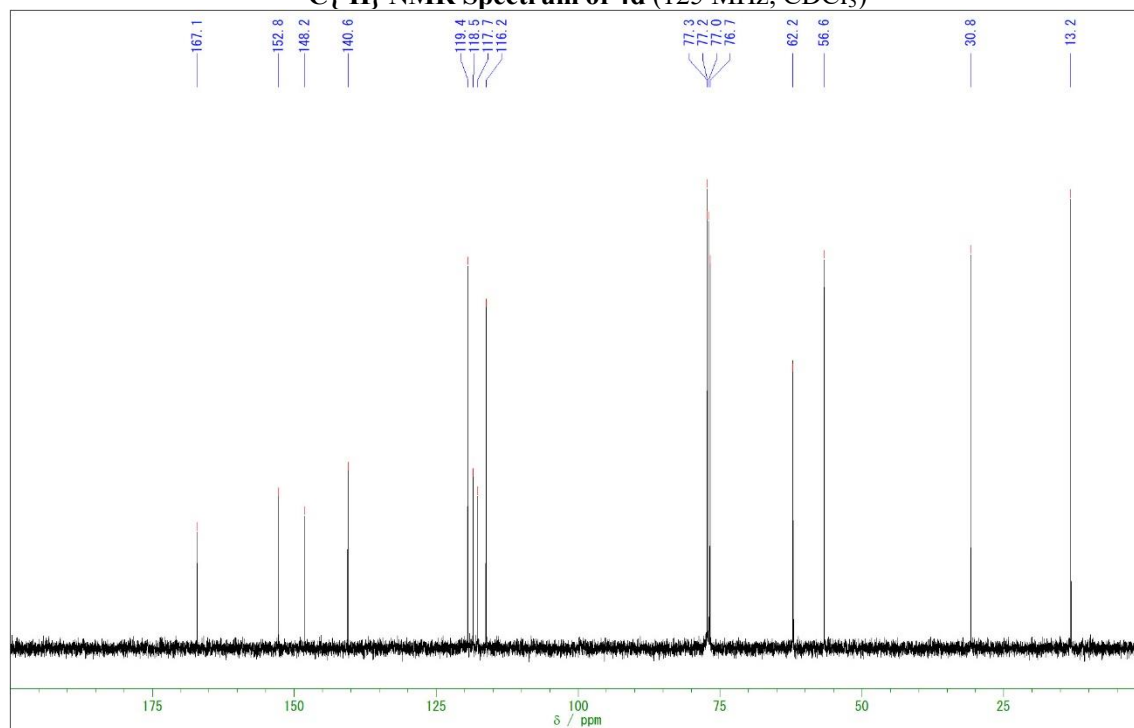
¹³C{¹H} NMR Spectrum of 3d (125 MHz, CDCl₃)



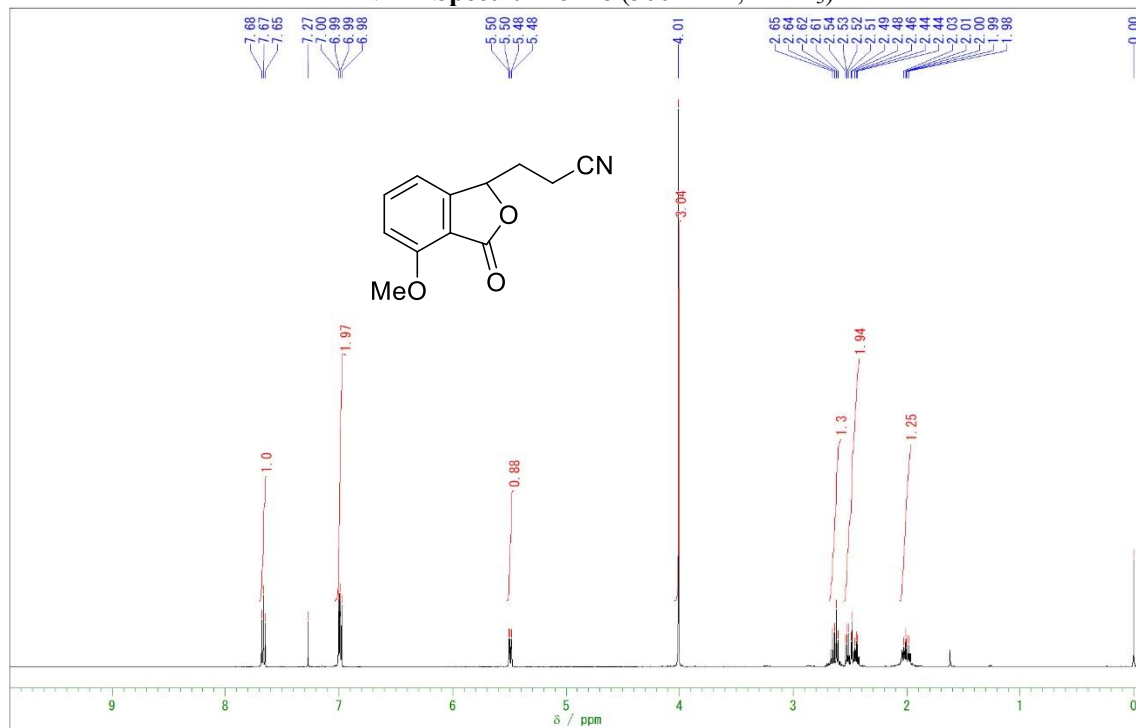
¹H NMR Spectrum of 4d (500 MHz, CDCl₃)



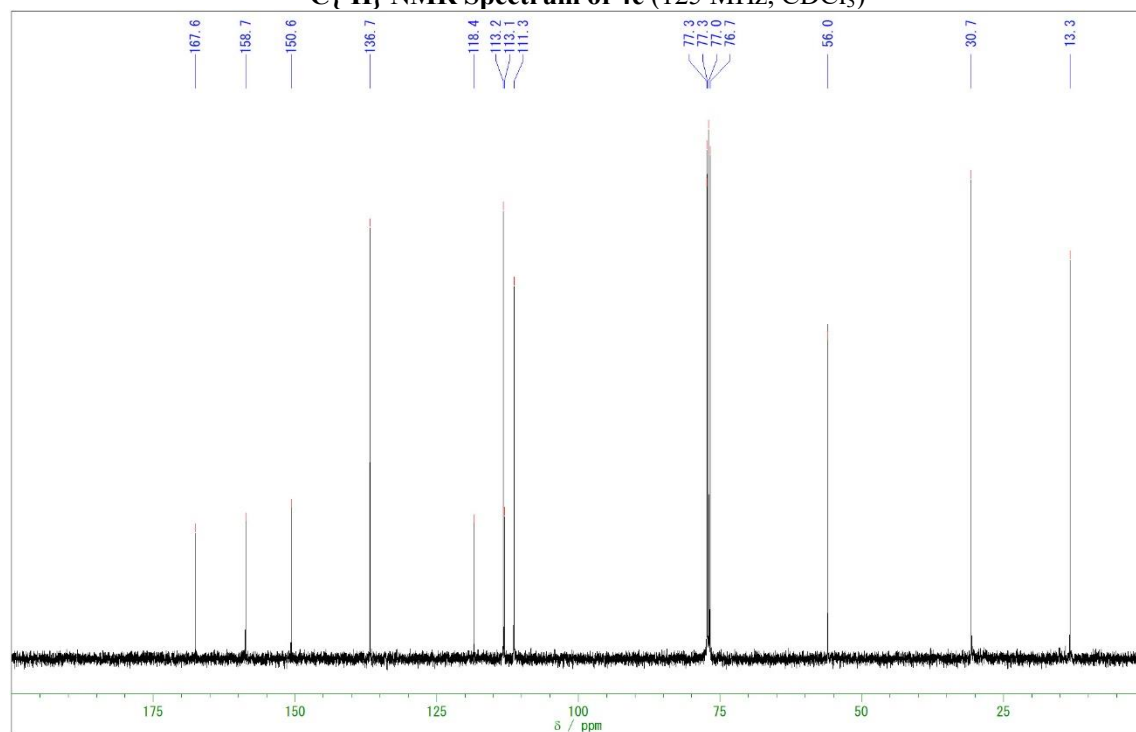
¹³C{¹H} NMR Spectrum of 4d (125 MHz, CDCl₃)



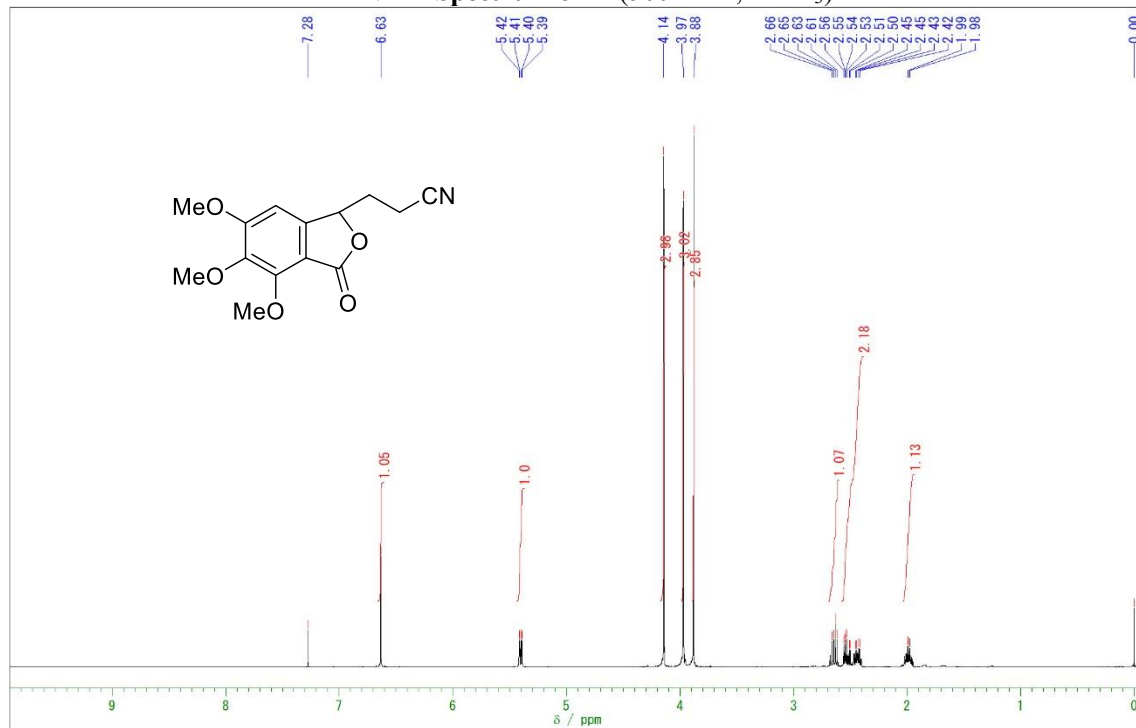
¹H NMR Spectrum of 4e (500 MHz, CDCl₃)



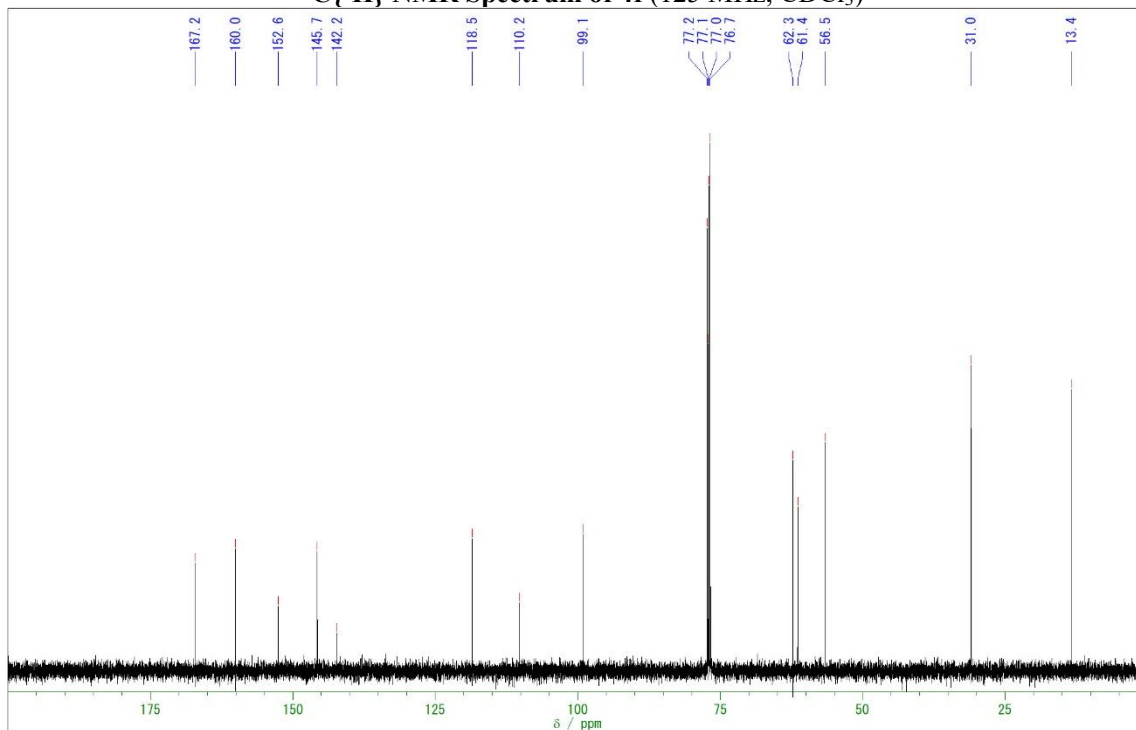
¹³C{¹H} NMR Spectrum of 4e (125 MHz, CDCl₃)



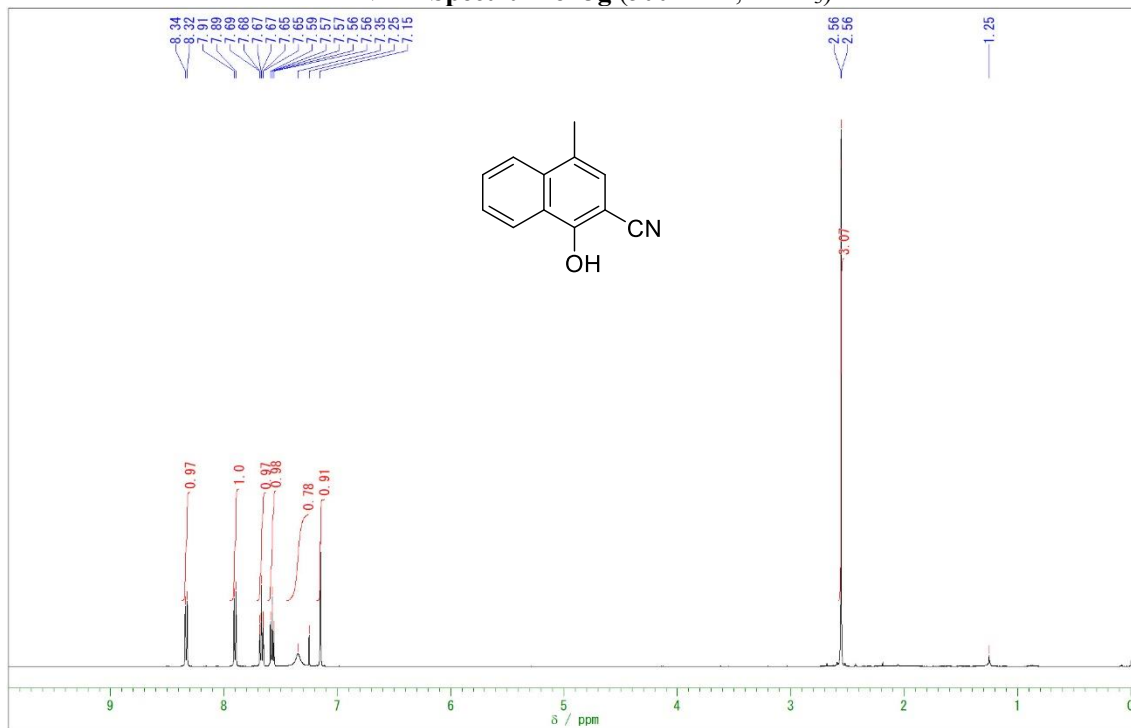
¹H NMR Spectrum of 4f (500 MHz, CDCl₃)



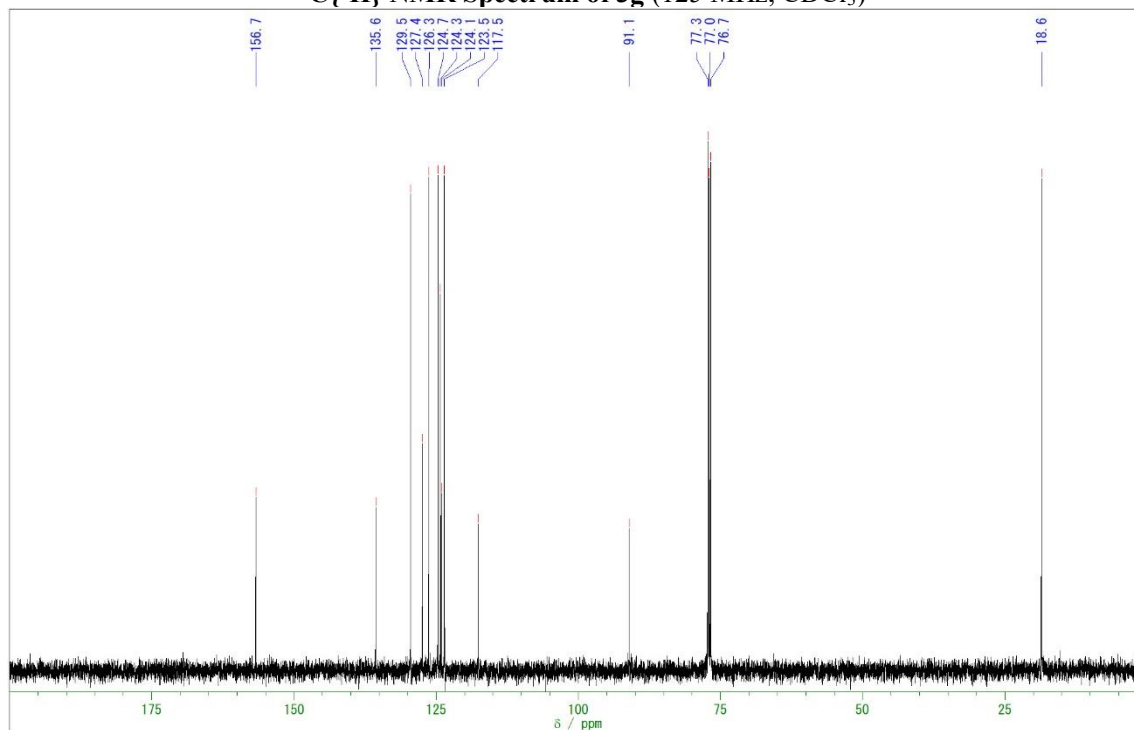
¹³C{¹H} NMR Spectrum of 4f (125 MHz, CDCl₃)



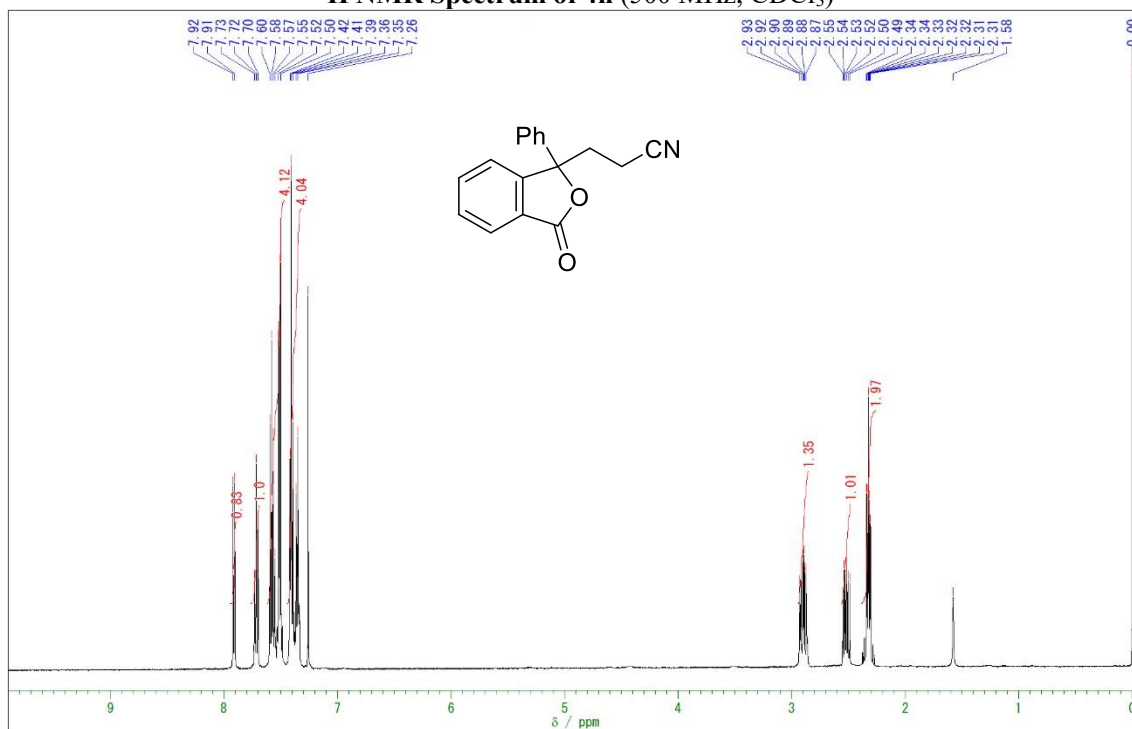
¹H NMR Spectrum of 3g (500 MHz, CDCl₃)



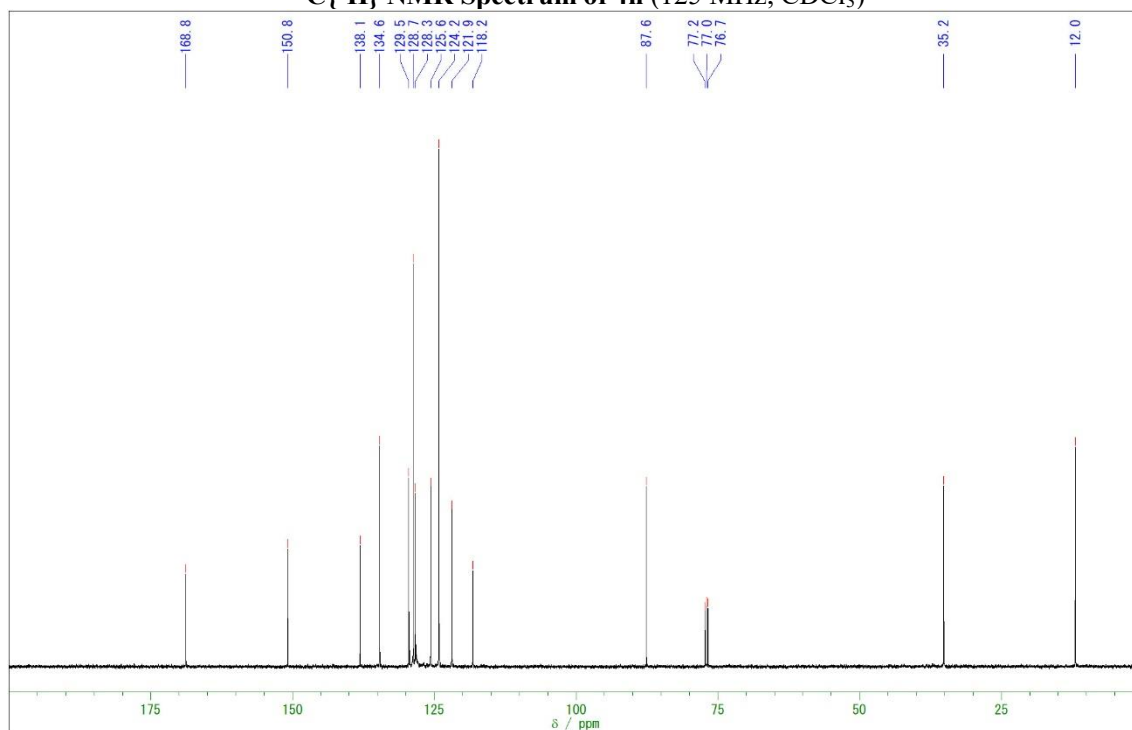
¹³C{¹H} NMR Spectrum of 3g (125 MHz, CDCl₃)



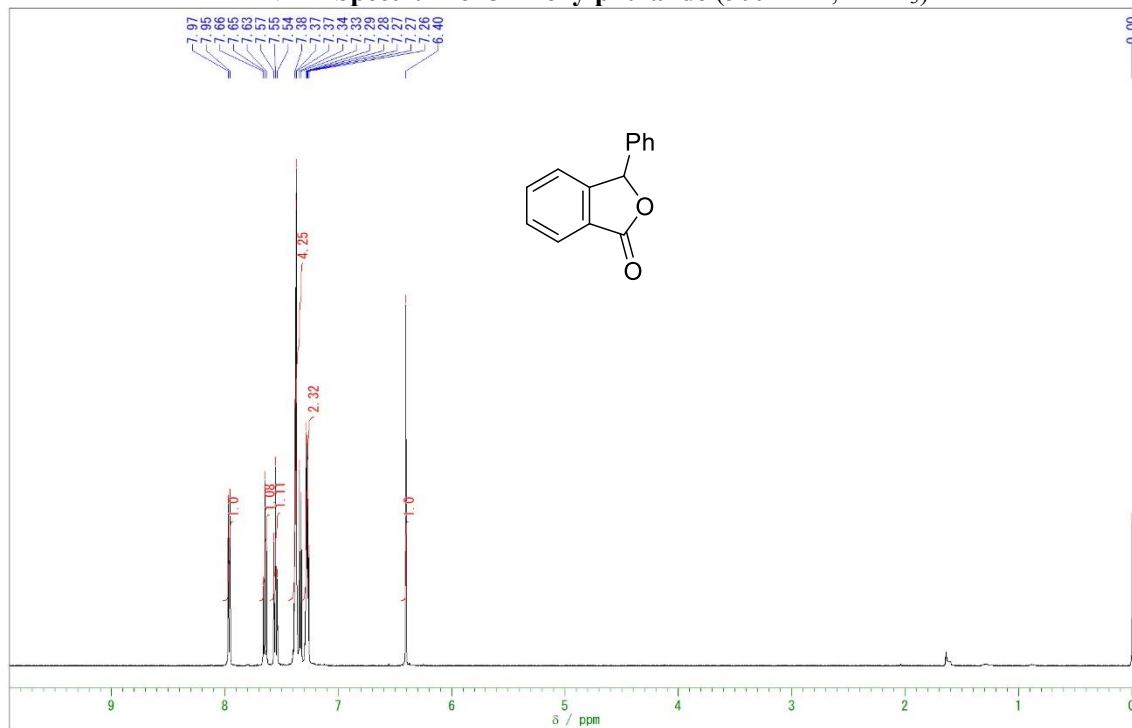
¹H NMR Spectrum of 4h (500 MHz, CDCl₃)



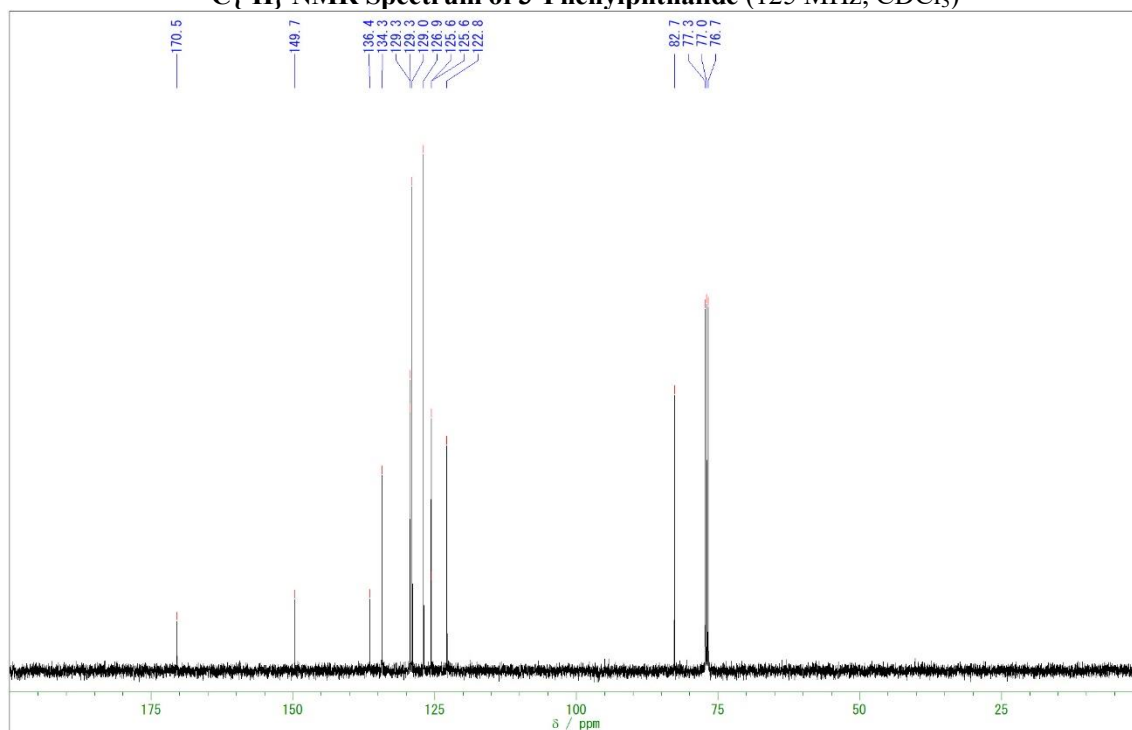
¹³C{¹H} NMR Spectrum of 4h (125 MHz, CDCl₃)



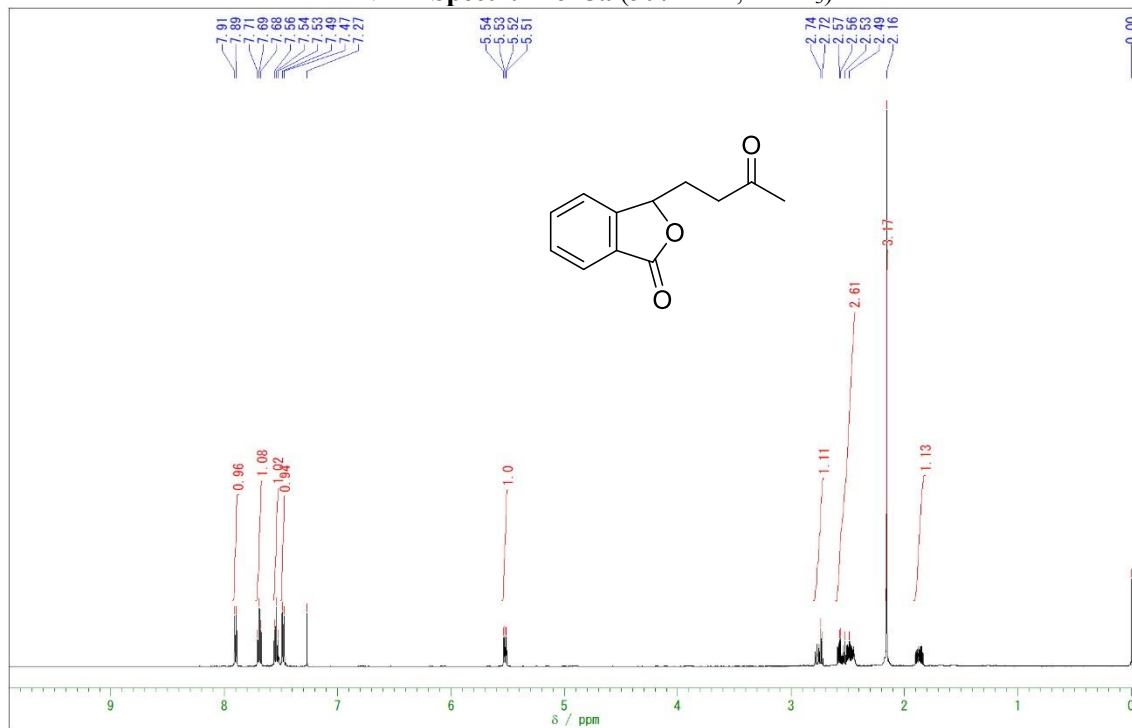
¹H NMR Spectrum of 3-Phenylphthalide (500 MHz, CDCl₃)



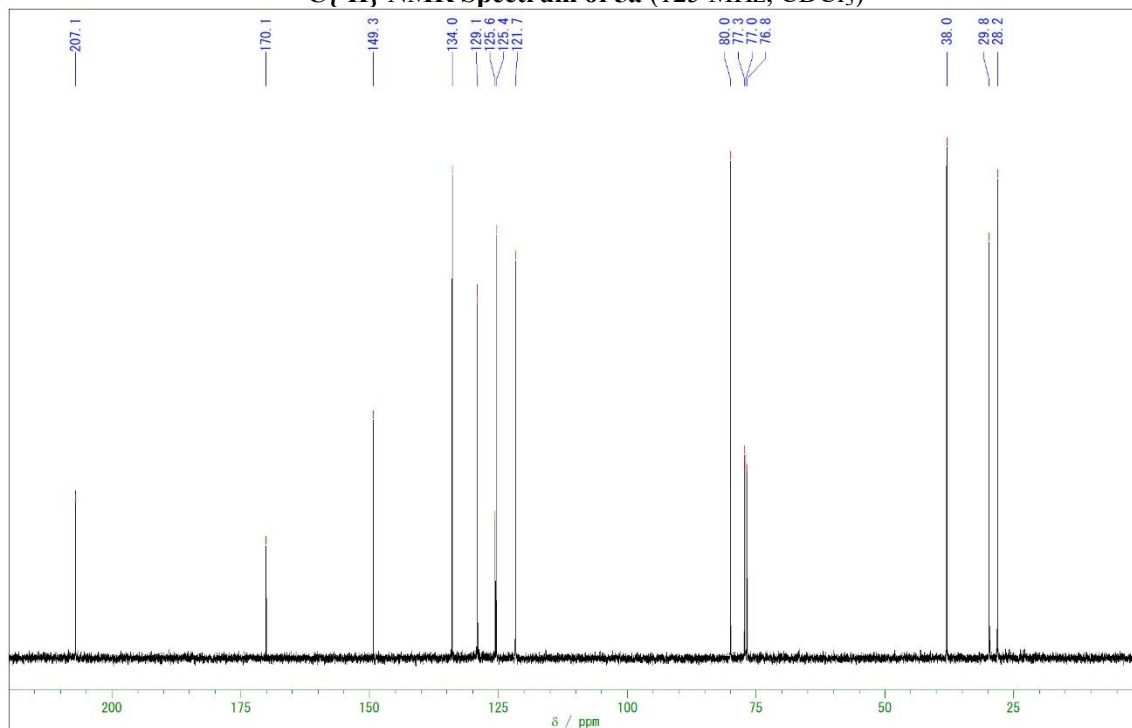
¹³C{¹H} NMR Spectrum of 3-Phenylphthalide (125 MHz, CDCl₃)



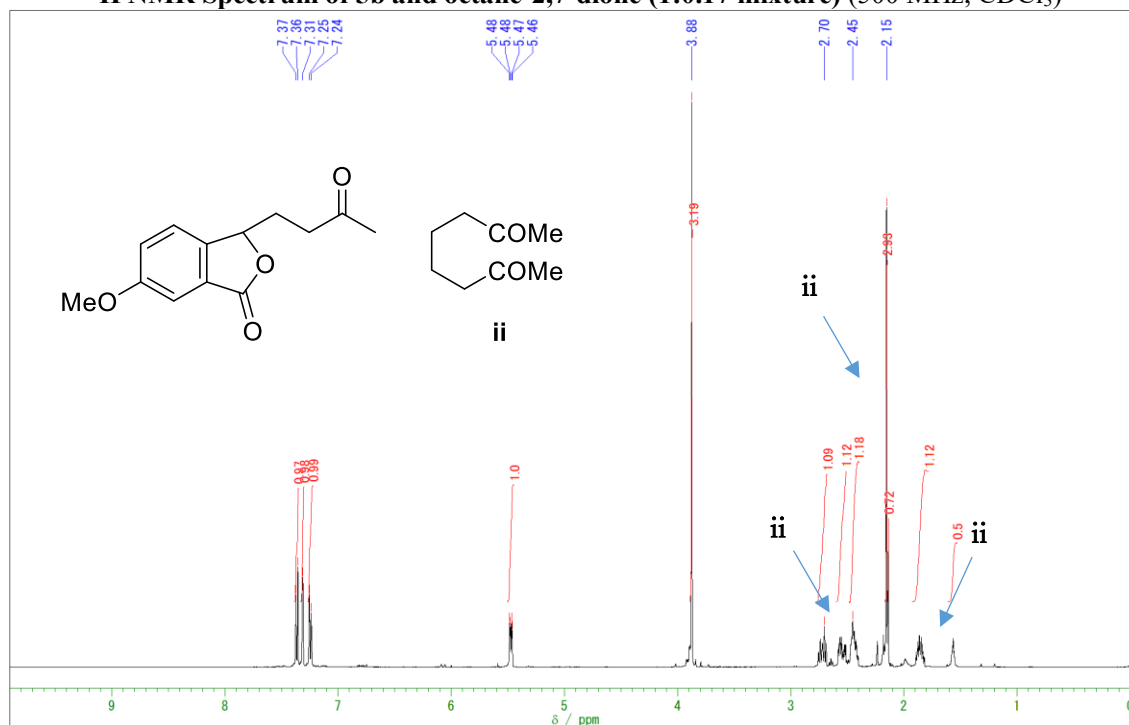
¹H NMR Spectrum of 5a (500 MHz, CDCl₃)



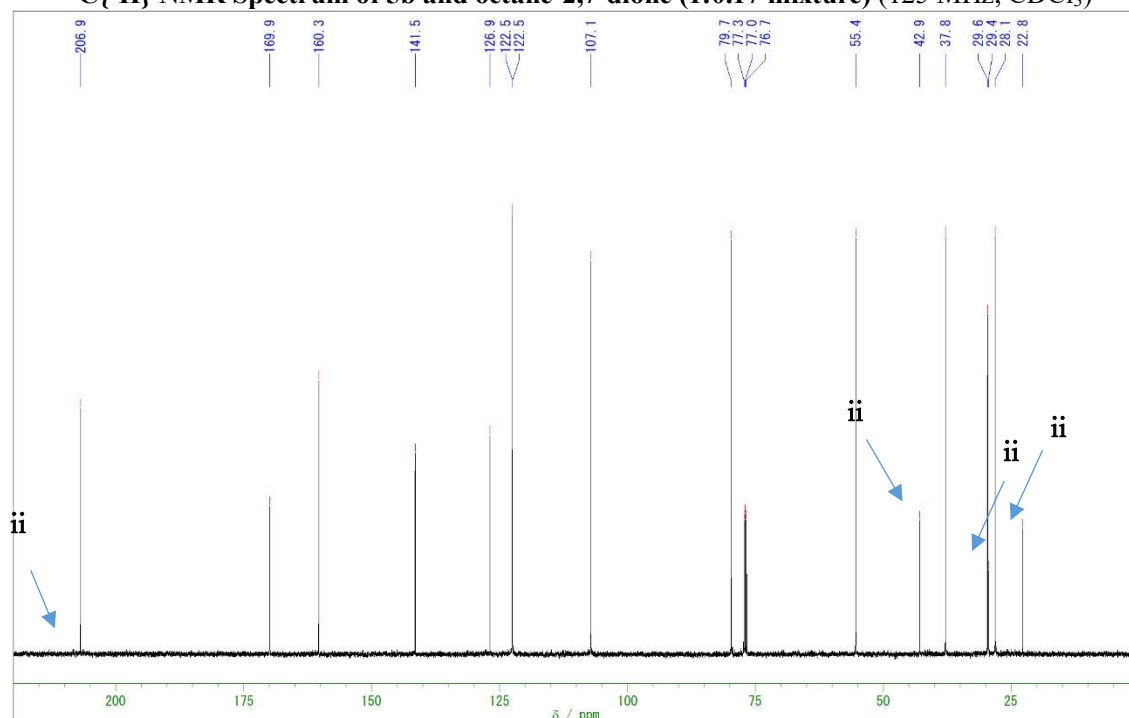
¹³C{¹H} NMR Spectrum of 5a (125 MHz, CDCl₃)



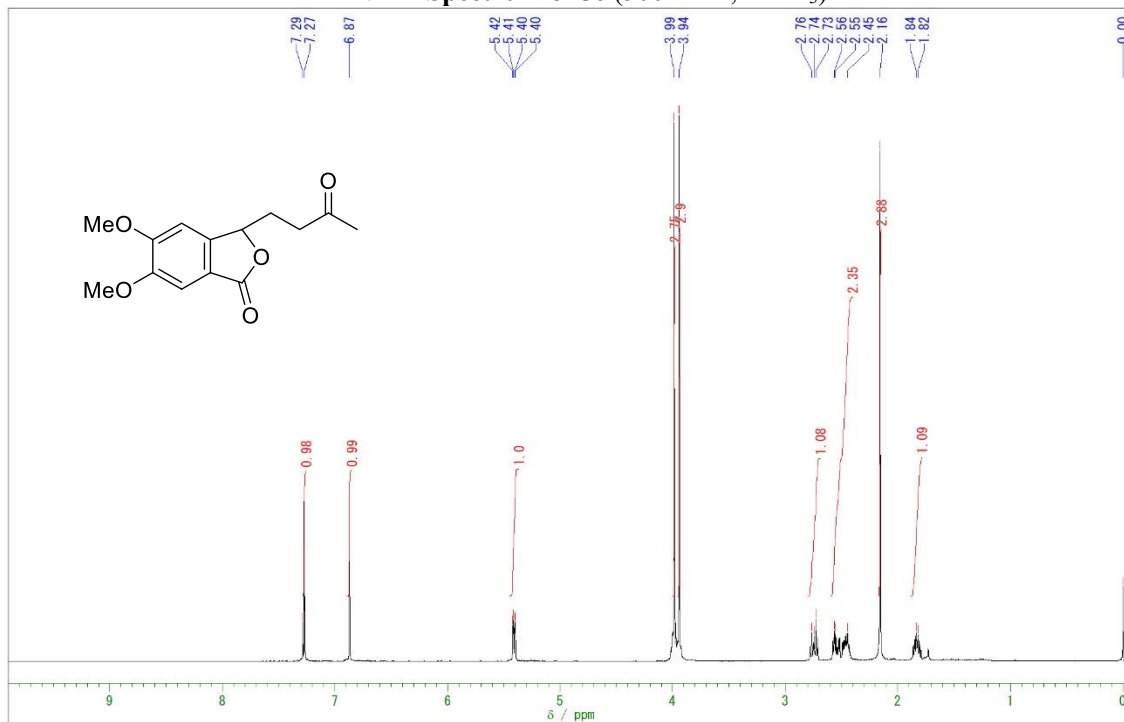
¹H NMR Spectrum of 5b and octane-2,7-dione (1:0.17 mixture) (500 MHz, CDCl₃)



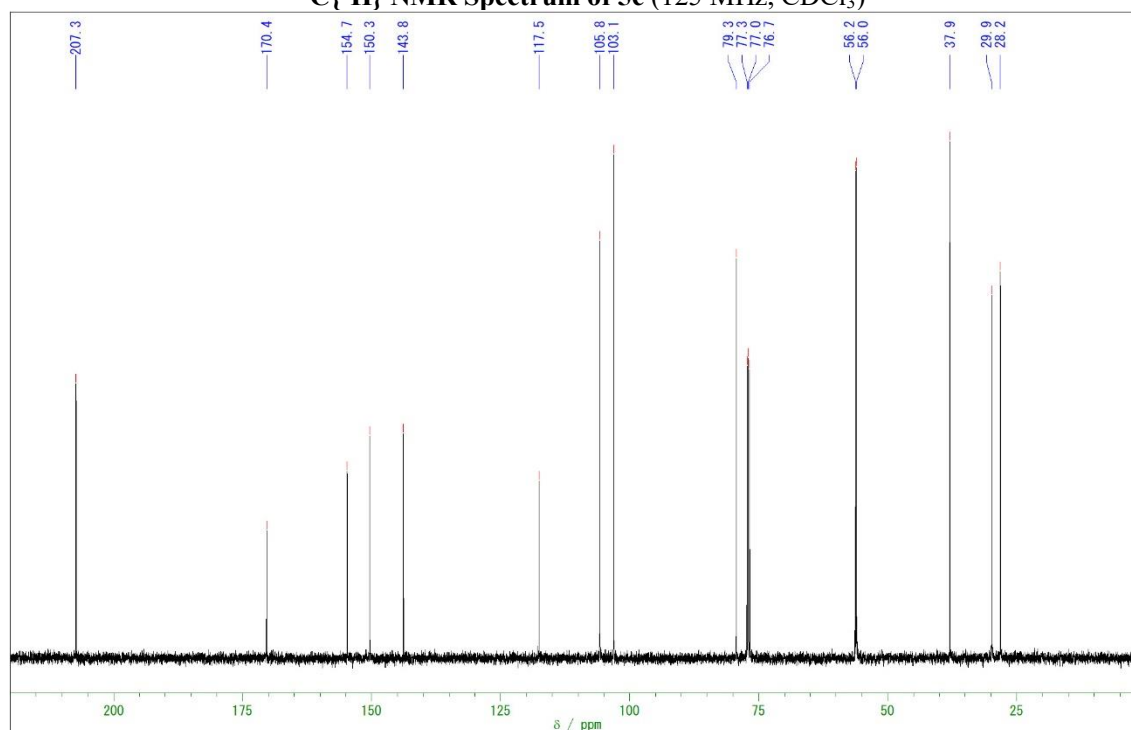
¹³C{¹H} NMR Spectrum of 5b and octane-2,7-dione (1:0.17 mixture) (125 MHz, CDCl₃)



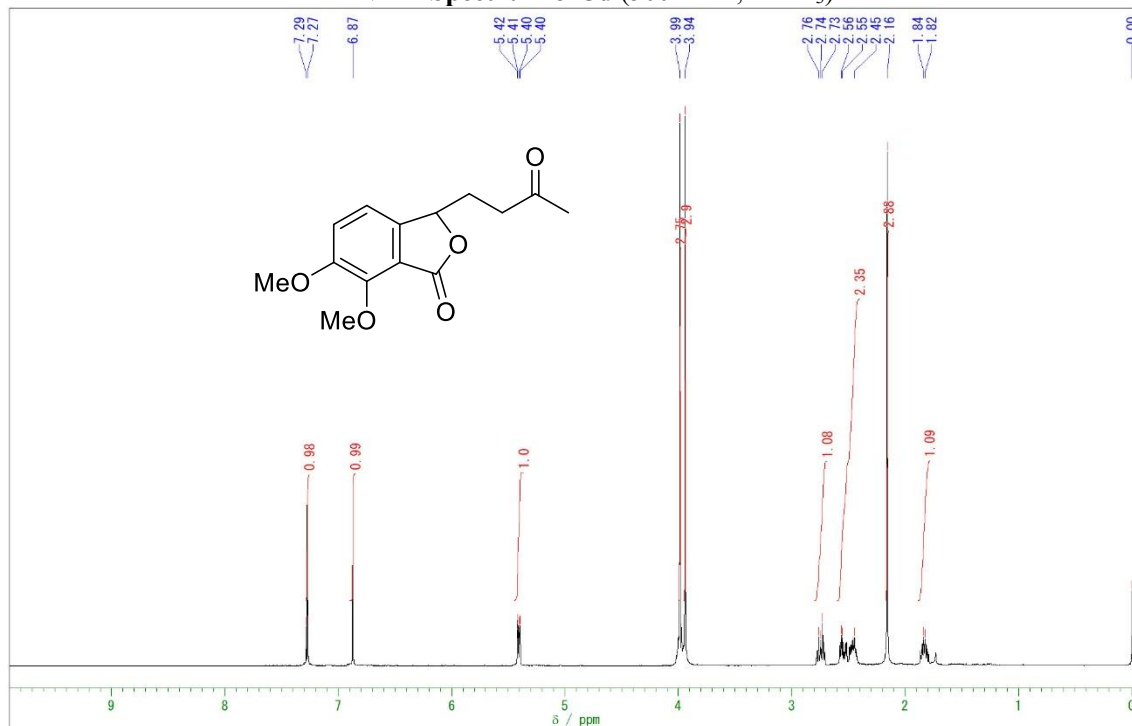
¹H NMR Spectrum of 5c (500 MHz, CDCl₃)



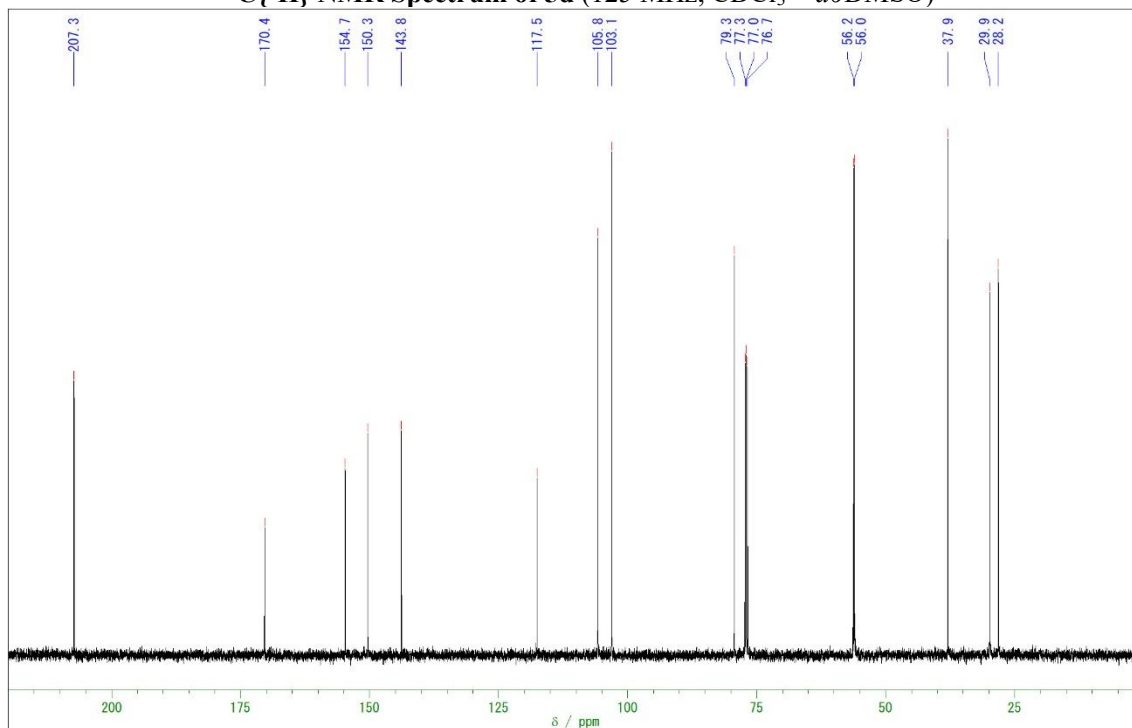
¹³C{¹H} NMR Spectrum of 5c (125 MHz, CDCl₃)



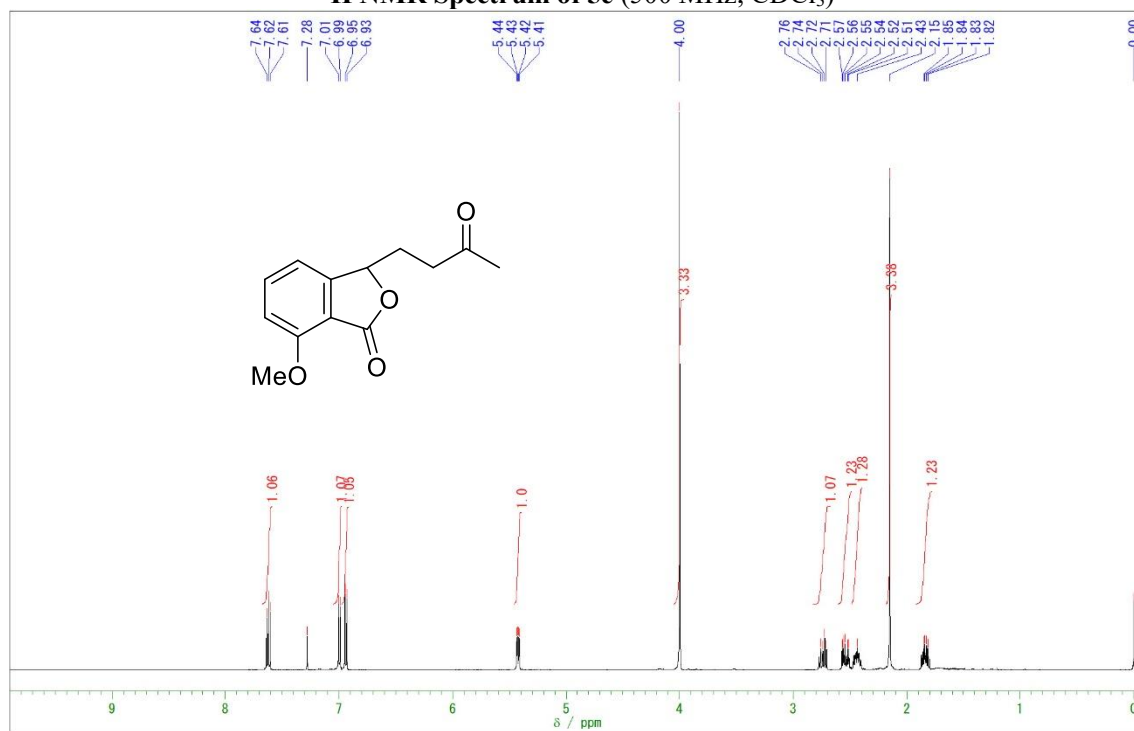
¹H NMR Spectrum of 5d (500 MHz, CDCl₃)



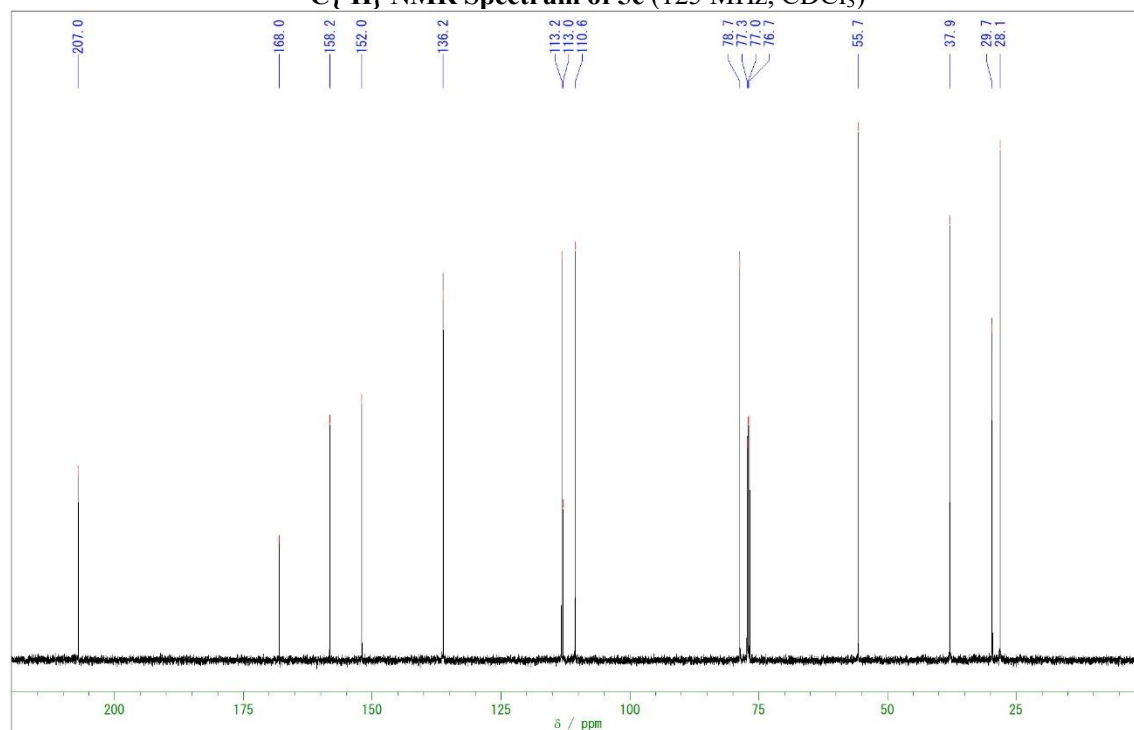
¹³C{¹H} NMR Spectrum of 5d (125 MHz, CDCl₃ + d₆DMSO)



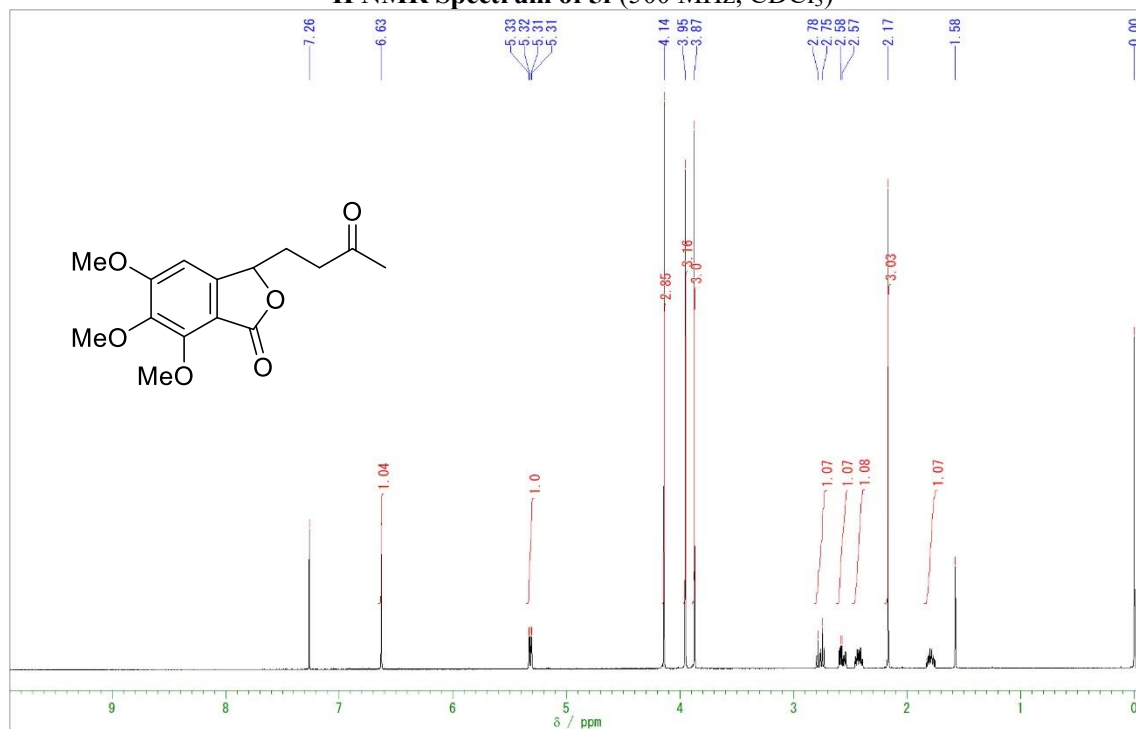
¹H NMR Spectrum of 5e (500 MHz, CDCl₃)



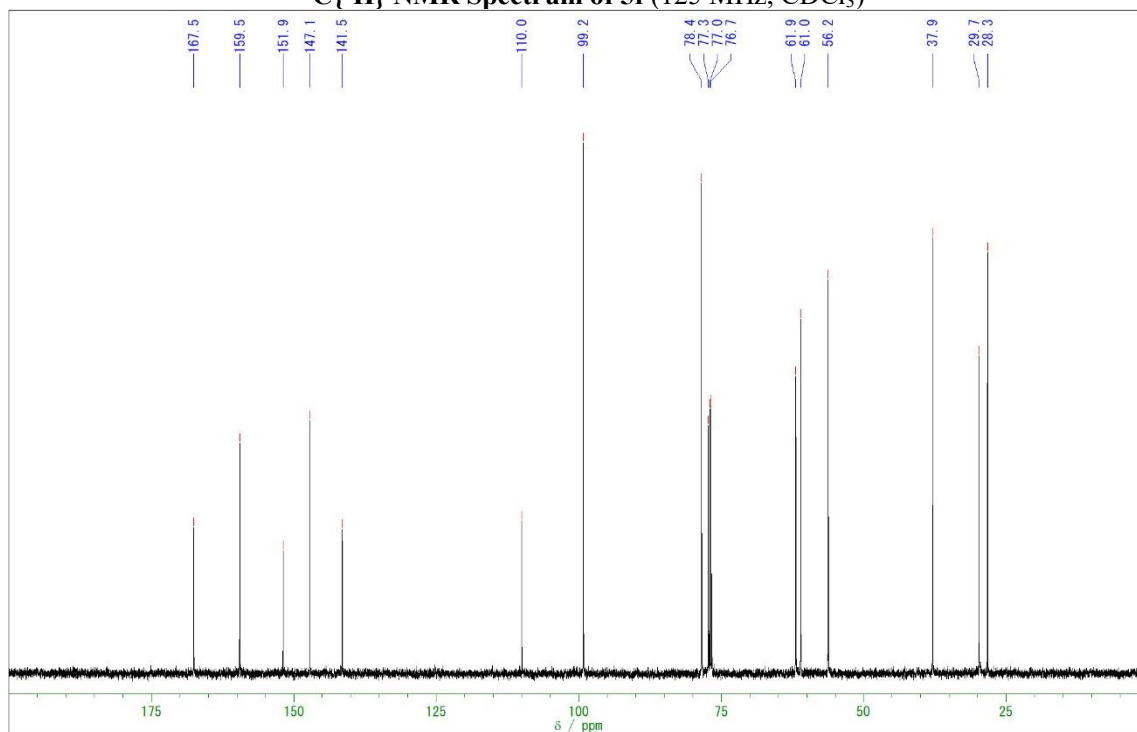
¹³C{¹H} NMR Spectrum of 5e (125 MHz, CDCl₃)



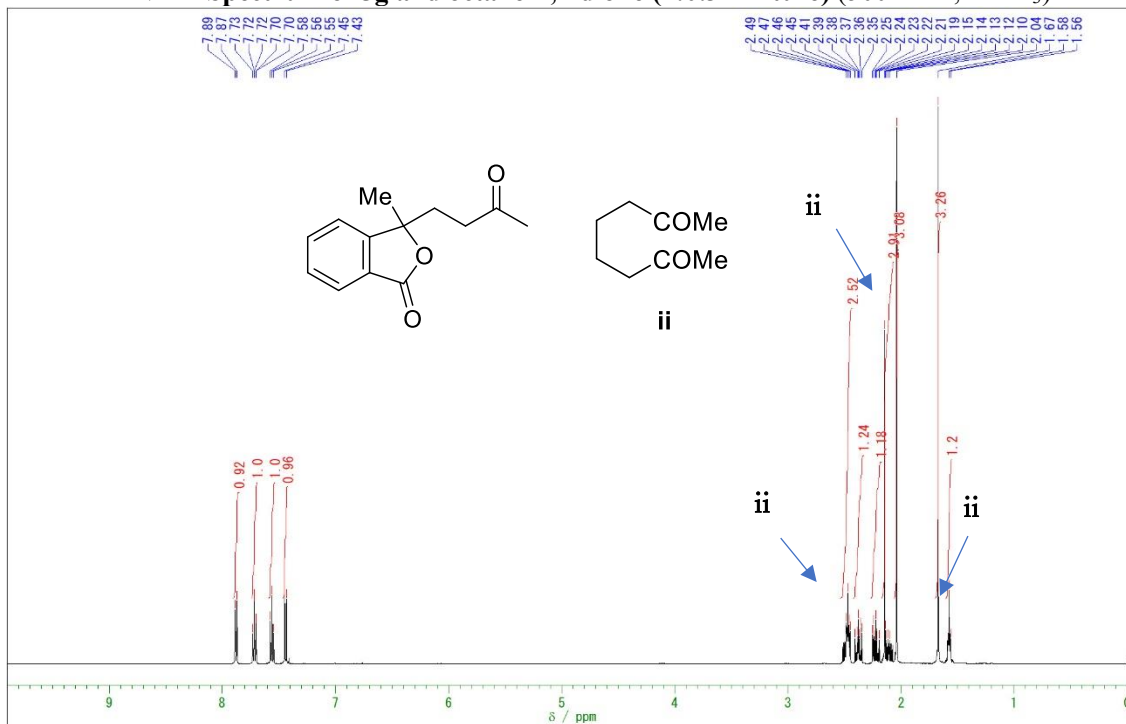
¹H NMR Spectrum of 5f (500 MHz, CDCl₃)



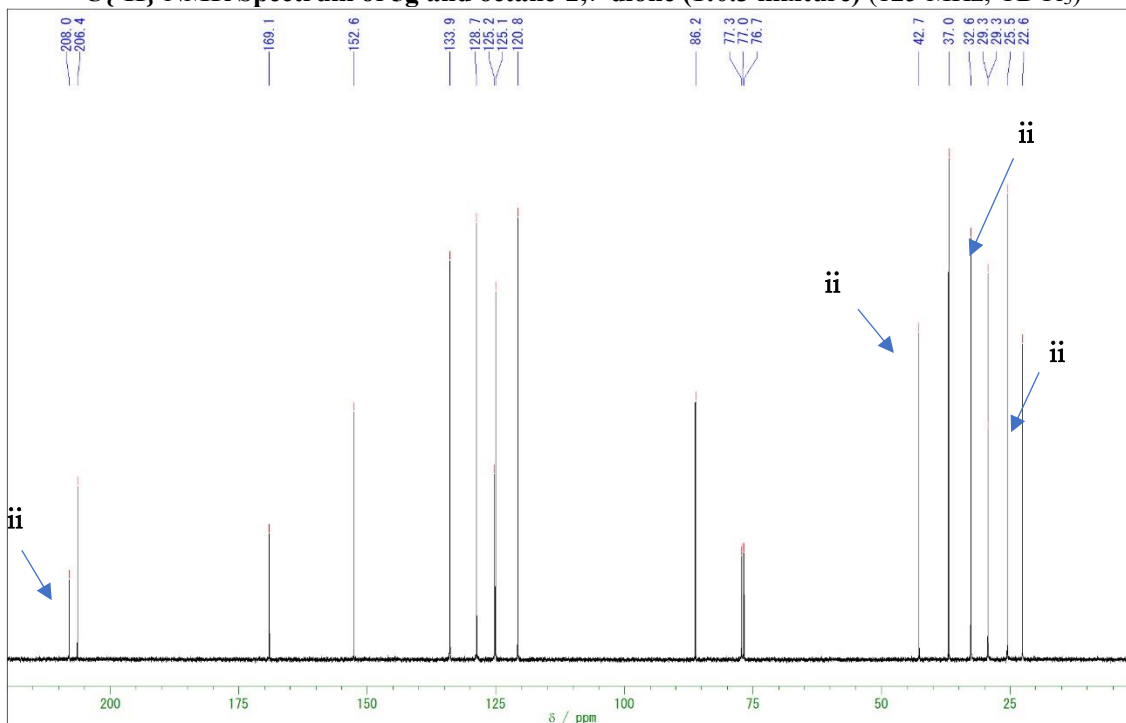
¹³C{¹H} NMR Spectrum of 5f (125 MHz, CDCl₃)



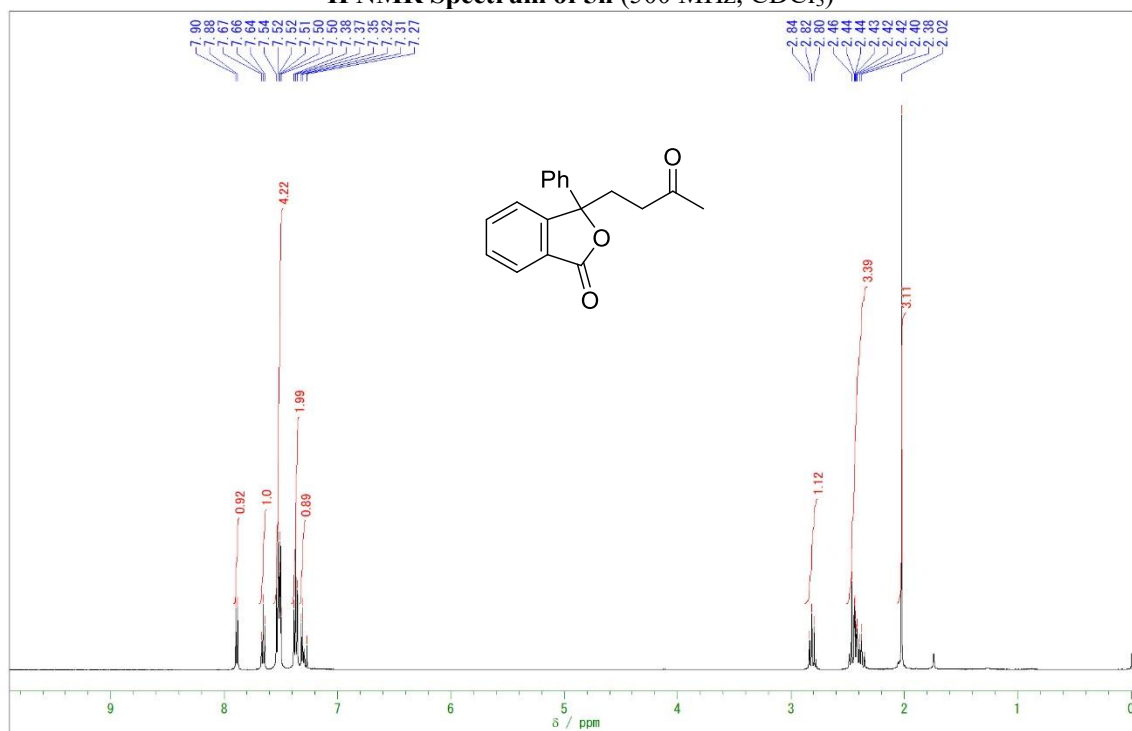
¹H NMR Spectrum of 5g and octane-2,7-dione (1:0.3 mixture) (500 MHz, CDCl₃)



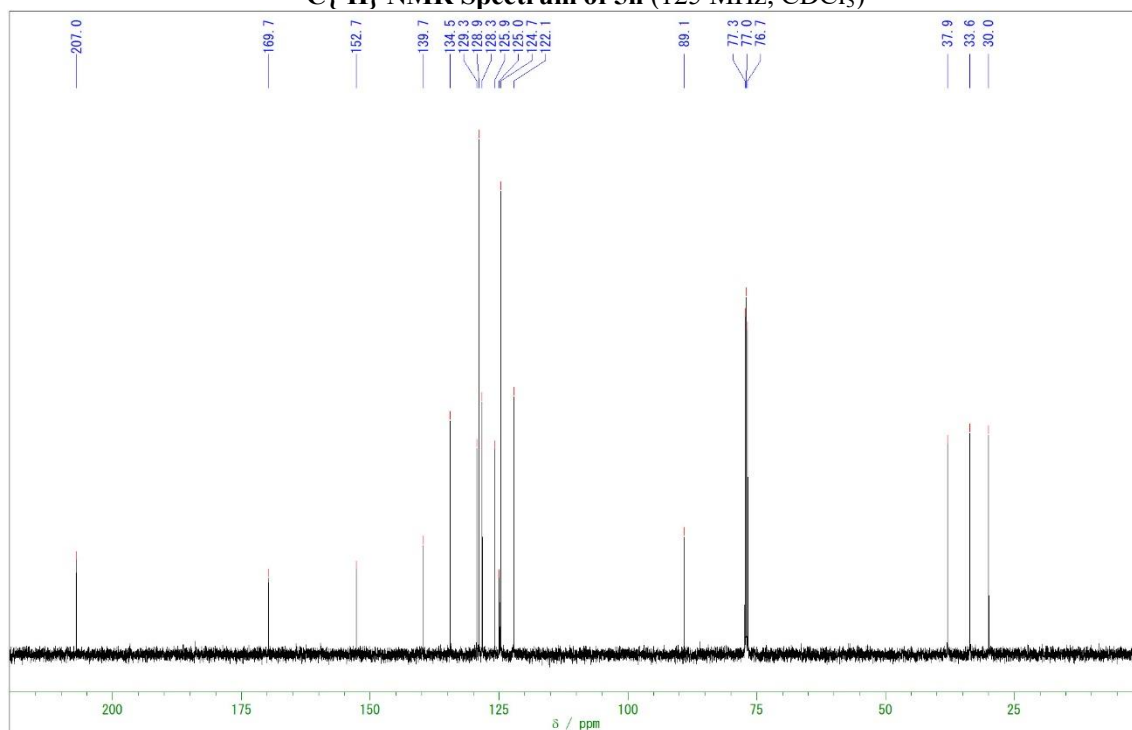
¹³C{¹H} NMR Spectrum of 5g and octane-2,7-dione (1:0.3 mixture) (125 MHz, CDCl₃)



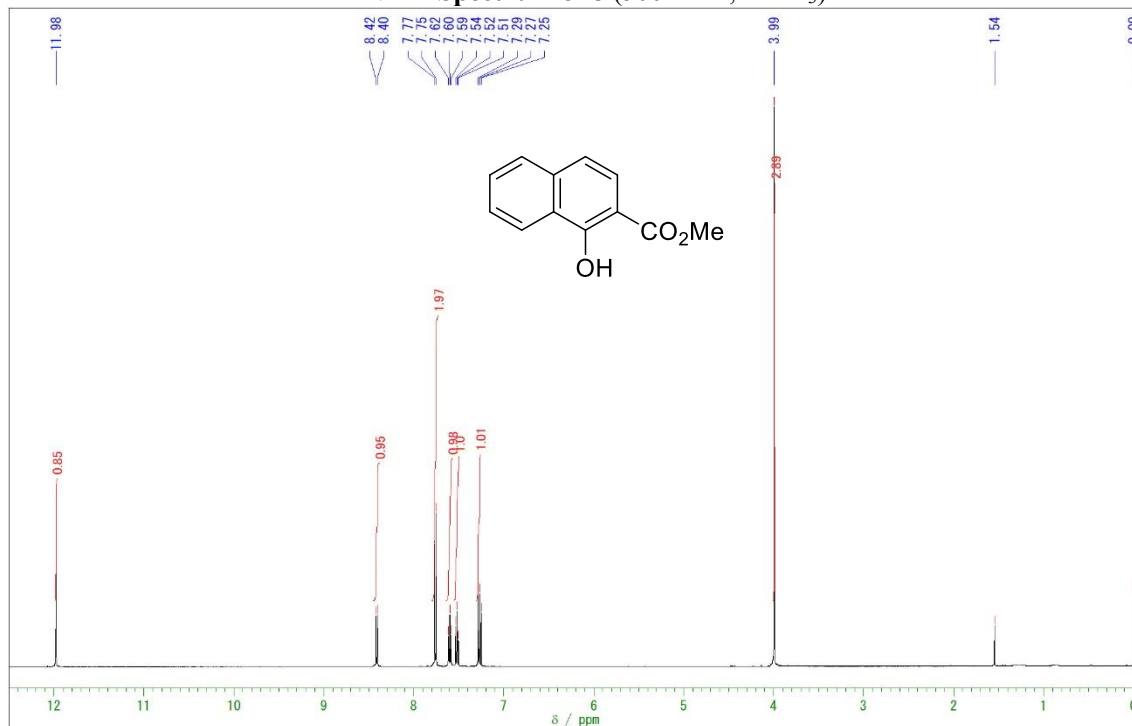
¹H NMR Spectrum of 5h (500 MHz, CDCl₃)



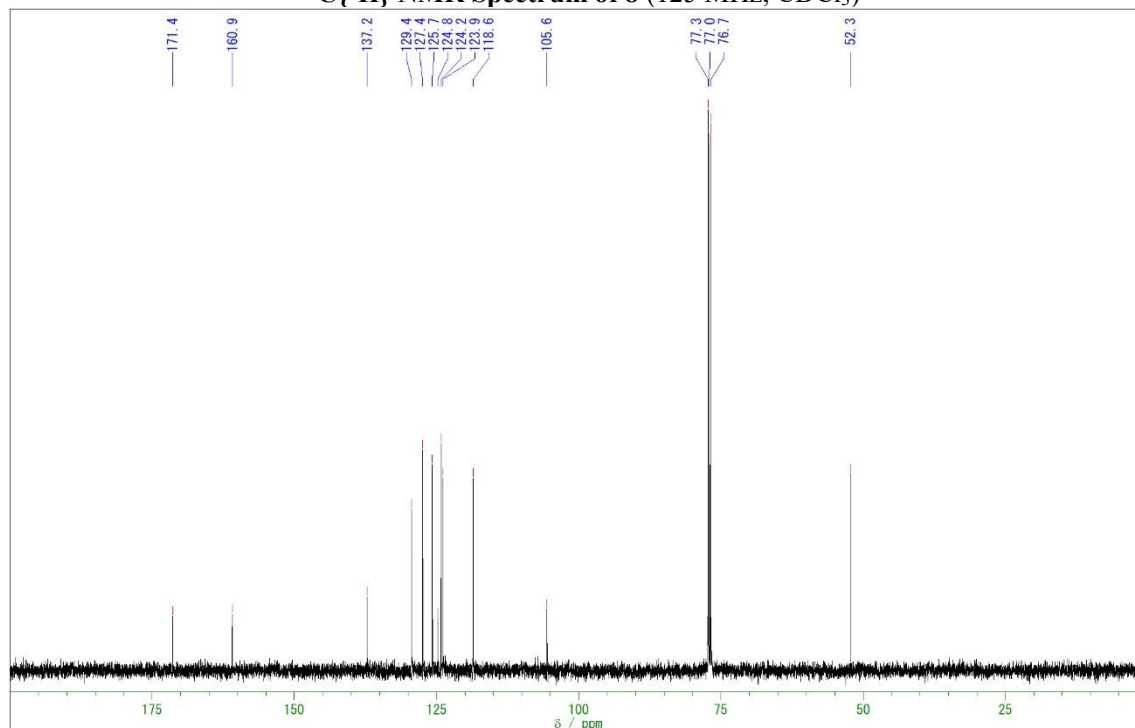
¹³C{¹H} NMR Spectrum of 5h (125 MHz, CDCl₃)



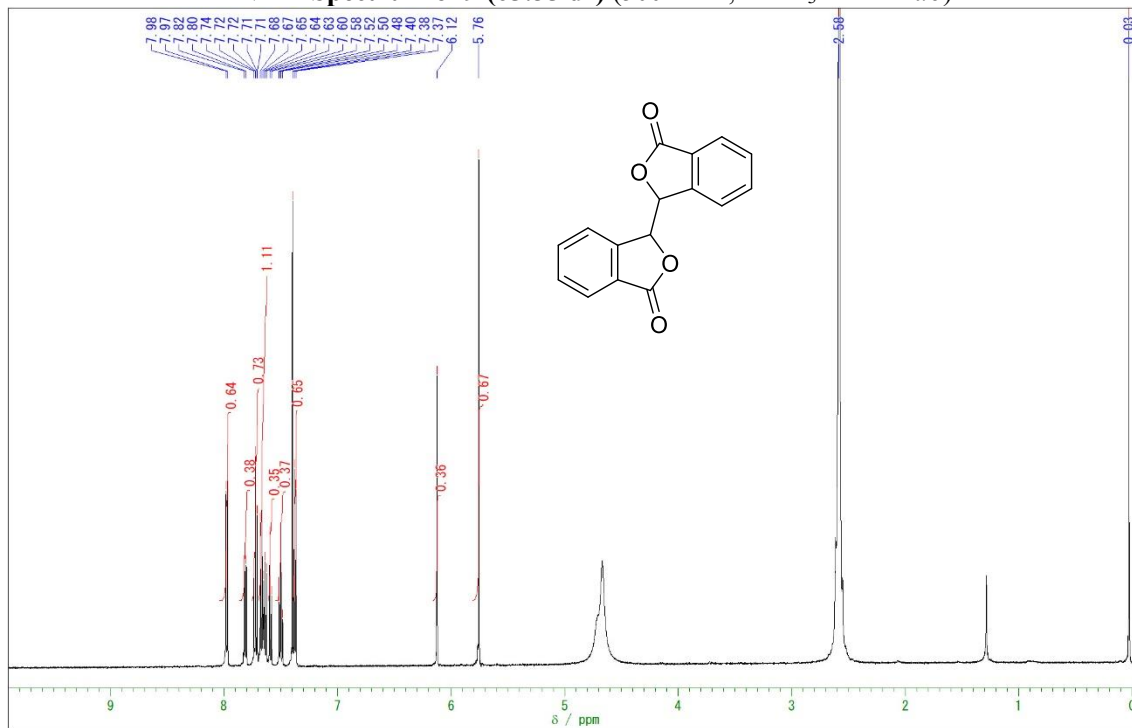
¹H NMR Spectrum of 8 (500 MHz, CDCl₃)



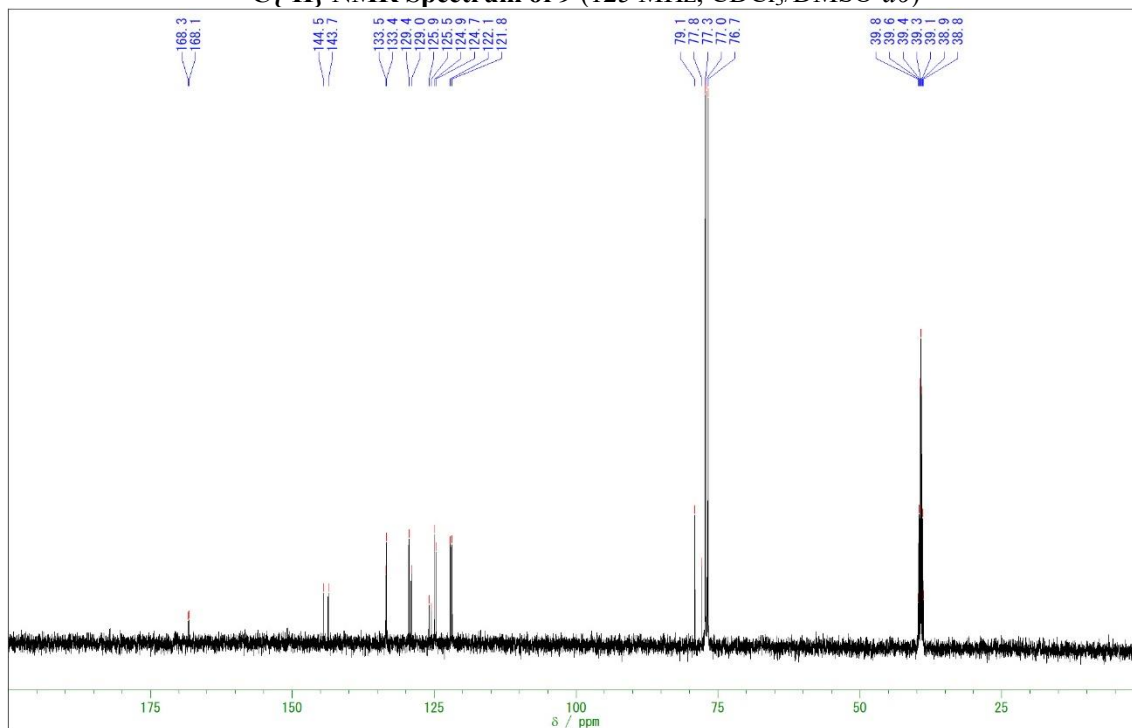
¹³C{¹H} NMR Spectrum of 8 (125 MHz, CDCl₃)



¹H NMR Spectrum of 9 (65:35 dr) (500 MHz, CDCl₃/DMSO-*d*₆)



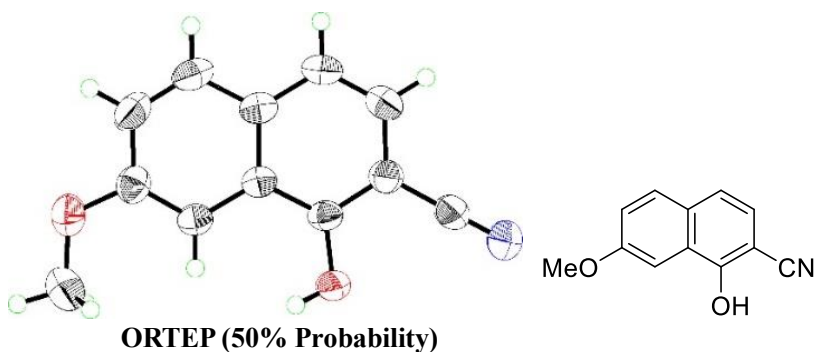
¹³C{¹H} NMR Spectrum of 9 (125 MHz, CDCl₃/DMSO-*d*₆)



X-ray Crystallographic Data (ORTEP, 50% Probability) of 3b

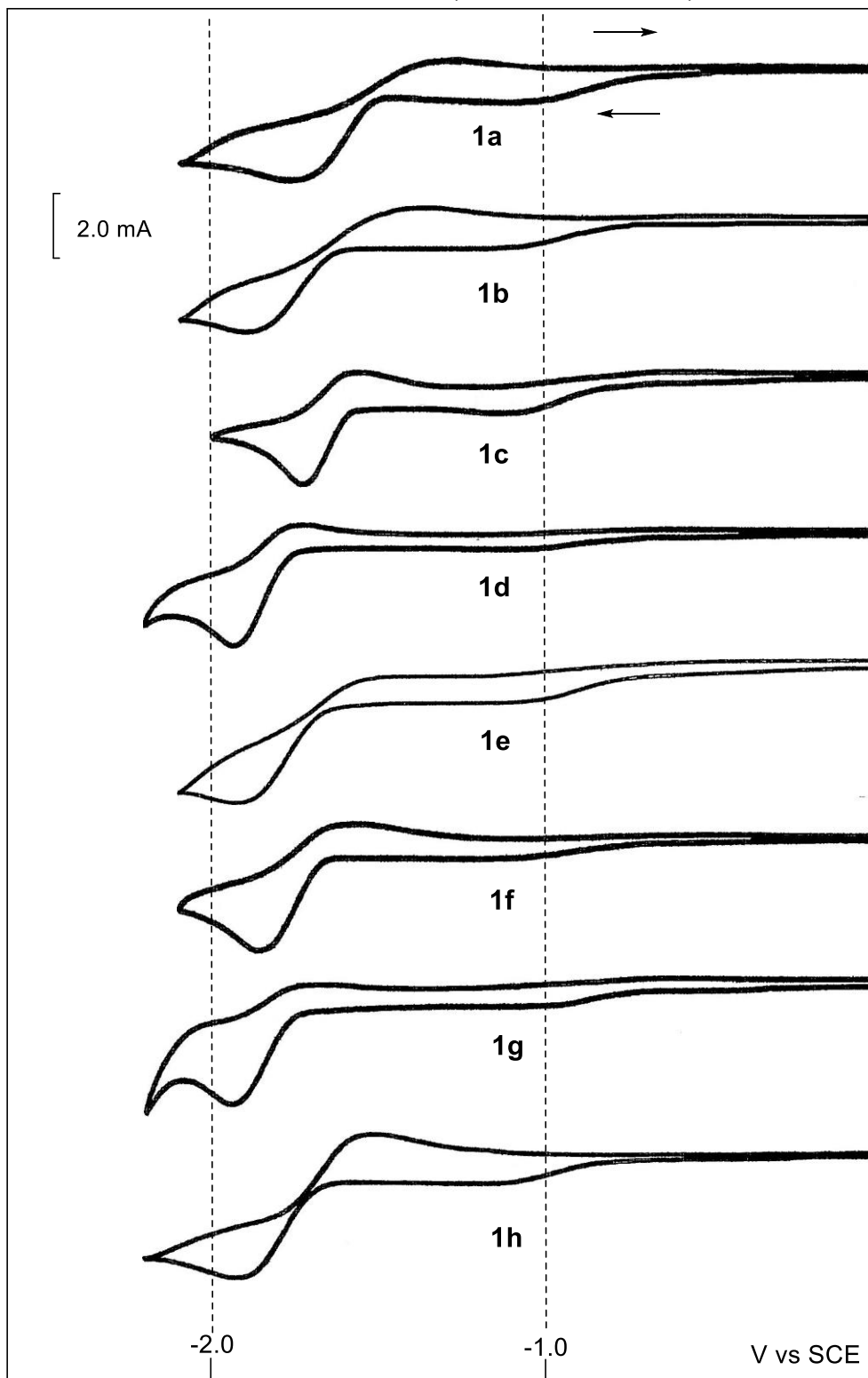
X-ray Crystallographic Analysis. All measurements were made on a Rigaku RAXIS imaging plate area detector with graphite monochromated Mo K α radiation. The structure was solved by direct methods with SIR-97 and refined with SHELXL-97. The non-hydrogen atoms were refined anisotropically. Hydrogen atoms were refined isotropically. All calculations were performed using the Yadokari-XG software package.

Crystal Data of 3b (CCDC: 2160477). C₁₂H₉NO₂, FW = 199.20, mp 181-183 °C, monoclinic, *P*2_{1/n} (no 14), colorless block, *a* = 7.4001(16) Å, *b* = 11.026(4) Å, *c* = 12.309(3) Å, β = 96.868(14), *V* = 997.1(5) Å³, *T* = 298 K, *Z* = 4, *D*_{calcd} = 1.327 g/cm³, μ = 0.92 cm⁻¹, *R* = 0.0414, *wR*₂ = 0.1074, GOF = 0.979.



CV Data of 1 and 9

Cyclic voltammograms of 3 mM solutions of **1** and **9** in 0.03 M Bu₄NClO₄/DMF were recorded at a Pt cathode, 100 mV/s scan rate, and 25 °C.



DFT Calculation for Cyclization of Enolate Anions

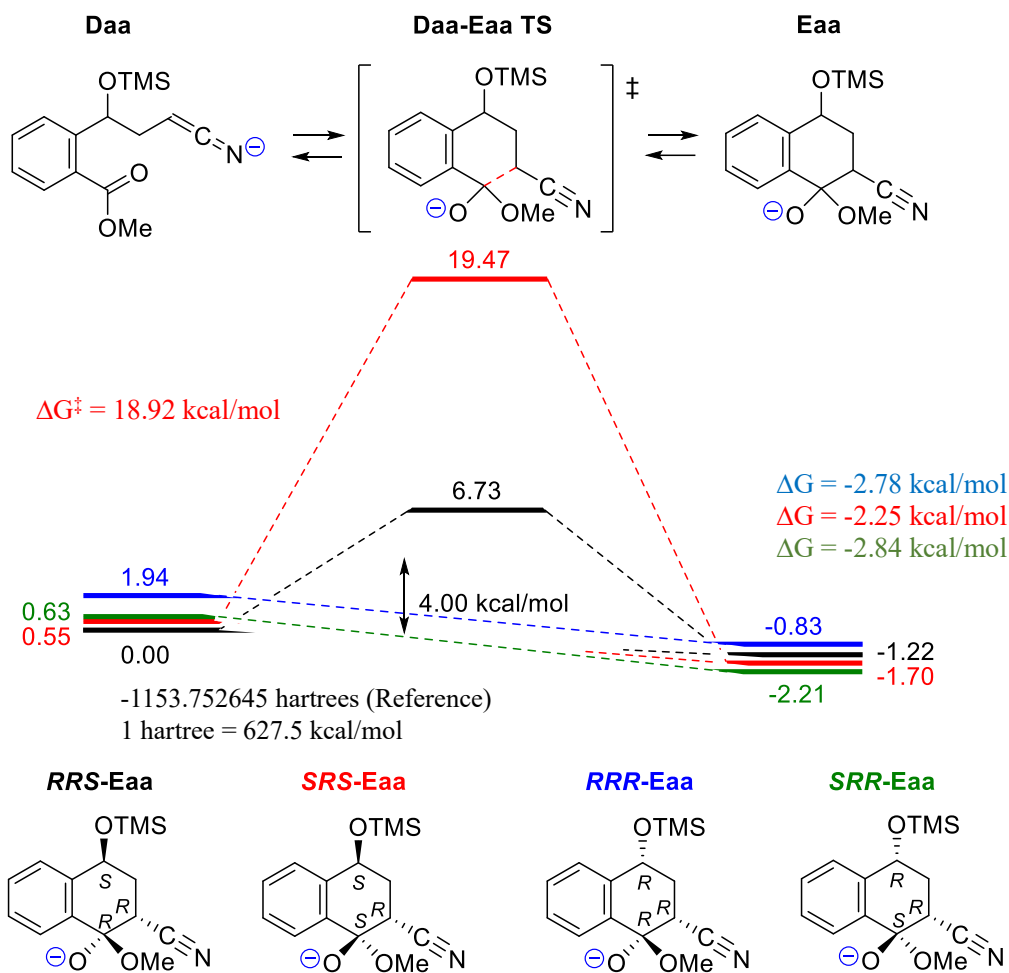
All DFT calculations were carried out with the Gaussian 16¹ program using the supercomputer of ACCMS, Kyoto University. Geometry optimization of intermediates was performed at the B3LYP/6-311+G(2d,p) level using the IEFPCM models for DMF solvent. The optimized geometries were verified by the vibrational analysis (no imaginary frequency) and their energies were thermally corrected to 298 K based on the frequencies. In the calculations of transition states (TS) by the same method, it was confirmed that the optimized structures had only one imaginary frequency. The imaginary frequency was verified to be consistent with the corresponding step by displaying the vibrational mode using the Gauss View program. In some cases, geometry optimization of transition states by the same method resulted in failure. Therefore, the structures optimized at the B3LYP/6-311+G(2d,p) level and then their single point energies were calculated at the same level using the IEFPCM models for THF solvent with thermal correction to 298 K based on the real frequencies.

- (1) Frisch, M. J.; Trucks, G. W.; Schlegel, H. B.; Scuseria, G. E.; Robb, M. A.; Cheeseman, J. R.; Scalmani, G.; Barone, V.; Petersson, G. A.; Nakatsuji, H.; Caricato, M.; Li, X.; Marenich, A. V.; Bloino, J.; Janesko, B. G.; Gomperts, R.; Mennucci, B.; Hratchian, H. P.; Ortiz, J. V.; Izmaylov, A. F.; Sonnenberg, J. L.; Williams-Young, D.; Ding, F.; Lipparini, F.; Egidi, F.; Goings, J.; Peng, B.; Petrone, A.; Henderson, T.; Ranasinghe, D.; Zakrzewski, V. G.; Gao, J.; Rega, N.; Zheng, G.; Liang, W.; Hada, M.; Ehara, M.; Toyota, K.; Fukuda, R.; Hasegawa, J.; Ishida, M.; Nakajima, T.; Honda, Y.; Kitao, O.; Nakai, H.; Vreven, T.; Throssell, K.; Montgomery, Jr, J. A.; Peralta, J. E.; Ogliaro, F.; Bearpark, M. J.; Heyd, J. J.; Brothers, E. N.; Kudin, K. N.; Staroverov, V. N.; Keith, T. A.; Kobayashi, R.; Normand, J.; Raghavachari, K.; Rendell, A. P.; Burant, J. C.; Iyengar, S. S.; Tomasi, J.; Cossi, M.; Millam, J. M.; Klene, M.; Adamo, C.; Cammi, R.; Ochterski, J. W.; Martin, R. L.; Morokuma, K.; Farkas, O.; Foresman, J. B.; Fox, D. J. *Gaussian 16, revision C.01*; Gaussian, Inc.: Wallingford, CT, **2019**.

1) Electroreductive Coupling of 1a with 2a

Energy Profile (kcal/mol) for the Cyclization of Daa to Eaa Calculated at the B3LYP/6-311+G(2d,p)/IEFPCM(THF) Level at 298 K

Calculations were made for four possible diastereomers (*RRS*-, *SRS*-, *RRR*-, *SRR*-forms).



Daa-Eaa	ΔG^\ddagger (kcal/mol)	ΔG	D:E (calcd) ^a
<i>RRS</i>	6.73	-1.22	11:89
<i>SRS</i>	18.92	-2.25	2:98
<i>RRR</i>	NC ^b	-2.78	1:99
<i>SRR</i>	NC ^b	-2.84	1:99

^aCalculated from ΔG on the basis of the Maxwell-Boltzmann distribution law at 25 °C.

^bCould not be calculated.

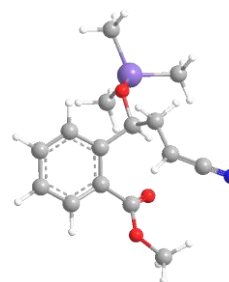
It was found that *RRS*-Daa was the most stable and had a small activation energy for the cyclization.

Z-Matrix Orientations and Thermally Corrected Free Energies

RRS-Daa

Z-Matrix orientation:

C	-0.22265400	2.27291900	-0.98987600
C	0.52811100	3.44184700	-0.97888300
C	1.78708800	3.45279500	-0.38594300
C	2.27337400	2.29133300	0.19502800
C	1.51185500	1.11441700	0.20753900
C	0.24138800	1.09386100	-0.40158400
C	2.05550700	-0.05071300	0.96878500
C	1.26565700	-1.44344900	-1.93414700
C	-0.14927900	-0.94864500	-1.86011900
C	-0.56730200	-0.17530800	-0.56778800
C	1.62639800	-2.68690500	-1.48519900
N	1.92463600	-3.76882700	-1.10872400
O	1.41094800	-0.77557200	1.69914600
O	-1.96641900	0.13882000	-0.67685100
Si	-3.10539700	-0.27857100	0.46719200
C	-3.17586600	-2.14475000	0.68115400
C	-4.72529600	0.36702600	-0.22227200
C	-2.72213500	0.53051500	2.12079100
O	3.39434900	-0.15300600	0.84537300
C	4.01778000	-1.21118500	1.59804900
H	-1.19534100	2.26111400	-1.46325300
H	0.13261800	4.34121300	-1.43704000
H	2.38344300	4.35725700	-0.37245200
H	3.24868700	2.29033100	0.66312000
H	2.05316000	-0.77262800	-2.25433300
H	-0.85237400	-1.78591600	-1.92866100
H	-0.38323600	-0.28406900	-2.70125900
H	-0.39458100	-0.83050100	0.28392100
H	-3.42283900	-2.63910200	-0.26203900
H	-3.94050200	-2.41709300	1.41484900
H	-2.22288400	-2.54901100	1.03195100
H	-4.69242700	1.45164900	-0.35408800
H	-5.55389700	0.13554900	0.45308100
H	-4.94609700	-0.08517800	-1.19255000
H	-3.48259300	0.26697000	2.86202000
H	-2.70186100	1.61978200	2.03120700
H	-1.75346800	0.20675100	2.50999800
H	5.07976500	-1.13291900	1.38037500
H	3.63273900	-2.17745000	1.27652400
H	3.83600900	-1.07944900	2.66447200

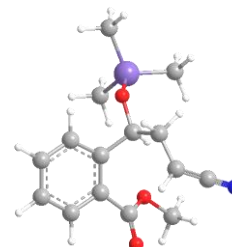


Thermally corrected free energy: **-1153.752645 hartrees**

SRS-Daa

Z-Matrix orientation:

C	-0.02234200	2.40035600	-0.78290600
C	0.76049400	3.54251800	-0.67951800
C	2.03213000	3.46389100	-0.11911200
C	2.49168600	2.24032300	0.34023700
C	1.69761900	1.08690200	0.26627600
C	0.41606100	1.15565900	-0.31944100



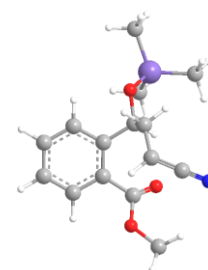
C	2.31983200	-0.13284700	0.86931400
C	1.38313200	-1.32887400	-1.98736400
C	-0.00047400	-0.74971900	-1.94538900
C	-0.43771400	-0.06265400	-0.61103000
C	1.63523600	-2.62468000	-1.61900300
N	1.83534500	-3.75031400	-1.31268400
O	1.44959900	-0.90459600	1.54582100
O	-1.81884500	0.31541100	-0.73964500
Si	-3.01003800	-0.15489300	0.32840500
C	-3.15501800	-2.02869700	0.37910000
C	-4.58362200	0.60877800	-0.34600000
C	-2.64738600	0.49100500	2.05721100
O	3.51544500	-0.34925200	0.86193000
C	1.99545800	-2.10180800	2.13653000
H	-1.00216200	2.45927400	-1.23662800
H	0.38101000	4.49049900	-1.04359900
H	2.65665100	4.34546500	-0.03789100
H	3.47784800	2.15824200	0.77860800
H	2.22900300	-0.69146300	-2.21077900
H	-0.74928000	-1.52976700	-2.12057700
H	-0.14577900	-0.00300400	-2.73580900
H	-0.32513000	-0.79161500	0.18816400
H	-3.94586000	-2.33156600	1.07188300
H	-2.22644100	-2.49946100	0.71210900
H	-3.39909500	-2.43166500	-0.60721300
H	-4.51024200	1.69886600	-0.37886900
H	-5.44006000	0.34847000	0.28247500
H	-4.78939200	0.25262300	-1.35863500
H	-3.43838000	0.19327700	2.75199900
H	-2.58452600	1.58224800	2.06531400
H	-1.70285200	0.09754800	2.44199600
H	1.15434900	-2.59228700	2.61978100
H	2.76017200	-1.84825400	2.87001800
H	2.41314400	-2.74016600	1.36050100

Thermally corrected free energy: **-1153.751768 hartrees**

RRR-Daa

Z-Matrix orientation:

C	0.60476300	-2.26399100	-0.91667500
C	1.60179500	-3.23006400	-0.93521900
C	2.87520800	-2.92665400	-0.46381800
C	3.12653100	-1.65125900	0.01447100
C	2.12291100	-0.67382300	0.05397400
C	0.82545900	-0.97463400	-0.41965600
C	2.57288600	0.64443100	0.60120500
C	-0.99894000	2.09042100	-2.01977500
C	-0.06276900	0.93079200	-1.82910300
C	-0.28832800	0.05432800	-0.55433100
C	-0.79913500	3.27326500	-1.34993200
N	-0.59997700	4.30291800	-0.80175800
O	1.62196400	1.31906900	1.26439500
O	-1.55955000	-0.59295200	-0.66480500
Si	-2.65619500	-0.74376700	0.58321900
C	-4.04777100	-1.76904000	-0.14400600
C	-3.29735300	0.93256600	1.13833700



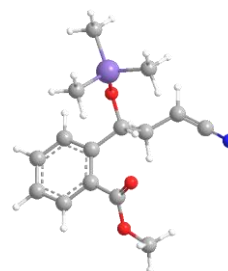
C	-1.88394800	-1.62787100	2.05424800
O	3.71185400	1.05445200	0.49693600
C	2.00279800	2.60593600	1.79555700
H	-0.38026300	-2.50147400	-1.29359700
H	1.38408600	-4.21920000	-1.32192800
H	3.66196200	-3.67111300	-0.47177200
H	4.11214900	-1.38886600	0.37600300
H	-2.00868700	1.88630400	-2.35890400
H	0.97568700	1.28040800	-1.79309000
H	-0.12114600	0.24162600	-2.68067800
H	-0.28660400	0.71852800	0.30653800
H	-4.84279100	-1.92181300	0.59139300
H	-3.69012900	-2.75191600	-0.46163800
H	-4.48554800	-1.27166400	-1.01331600
H	-4.02980600	0.81069700	1.94222300
H	-3.78122700	1.45882700	0.31212600
H	-2.49427500	1.57251200	1.51196300
H	-2.61833500	-1.74089500	2.85748900
H	-1.03582800	-1.06876600	2.45840500
H	-1.52836800	-2.62392700	1.77905100
H	2.31418700	3.26859900	0.99002800
H	2.81264000	2.49138100	2.51467900
H	1.11008800	2.99210400	2.27838600

Thermally corrected free energy: **-1153.749548 hartrees**

SRR-Daa

Z-Matrix orientation:

C	0.35303200	-2.10616500	-1.29766100
C	1.30305800	-3.10667900	-1.45696700
C	2.56680500	-2.96477700	-0.89185400
C	2.86051000	-1.81625200	-0.17195700
C	1.89958200	-0.81370400	0.01049700
C	0.61819100	-0.94739400	-0.56133300
C	2.27021300	0.34633400	0.87657100
C	-1.08369900	2.31256600	-1.86617800
C	-0.21624200	1.08914600	-1.79097400
C	-0.41724700	0.16386800	-0.54815300
C	-0.68324100	3.51258600	-1.33436300
N	-0.31702800	4.55486300	-0.90804400
O	3.54012200	0.74268000	0.66662400
O	-1.73962500	-0.38496200	-0.59840200
Si	-2.73916200	-0.57251400	0.72377500
C	-4.29860800	-1.34145600	0.02082200
C	-3.12202700	1.08071000	1.52888300
C	-1.96215600	-1.71640400	2.00015800
O	1.55213000	0.86533700	1.70459700
C	4.01281800	1.81913700	1.50189100
H	-0.62582200	-2.21554500	-1.74509900
H	1.05804800	-3.99565800	-2.02691800
H	3.31551900	-3.73853900	-1.01032100
H	3.83906700	-1.69334800	0.27327300
H	-2.14084800	2.18820200	-2.07128300
H	0.84136200	1.37675500	-1.80293700
H	-0.36494900	0.44278400	-2.66665200
H	-0.29919400	0.77065600	0.34740800



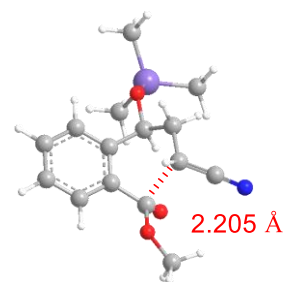
H	-5.03736000	-1.50936600	0.80971500
H	-4.08546600	-2.30447000	-0.45037000
H	-4.75167500	-0.69016200	-0.73087000
H	-3.80125900	0.94140700	2.37552300
H	-3.59619000	1.76284000	0.81934400
H	-2.21829300	1.56746300	1.90374300
H	-2.63570800	-1.84948400	2.85226200
H	-1.02236300	-1.30867100	2.38150200
H	-1.75462900	-2.70264900	1.57713800
H	3.97443200	1.52927900	2.55133500
H	3.40700000	2.71043800	1.34665900
H	5.03883300	1.99568900	1.19116800

Thermally corrected free energy: **-1153.751646 hartrees**

RRS-Daa-Eaa TS

Z-Matrix orientation:

C	-0.45530700	2.37552700	-0.60543000
C	0.28143600	3.55790200	-0.60385200
C	1.62730900	3.53058100	-0.25757800
C	2.22645400	2.32287700	0.09020600
C	1.49157600	1.13561100	0.10955800
C	0.13059300	1.16364800	-0.24910800
C	2.12086300	-0.15266900	0.57993800
C	1.52810500	-1.21681500	-1.25135200
C	0.02058000	-1.05445300	-1.40321000
C	-0.62393400	-0.14029800	-0.32950900
C	1.99853800	-2.52434500	-1.07379900
N	2.38199600	-3.60647300	-0.85625800
O	1.66059200	-0.77028500	1.55849300
O	-1.99809900	0.06461900	-0.67042700
Si	-3.26954700	-0.42395600	0.29448100
C	-3.24407200	-2.28881100	0.52864600
C	-4.80338800	0.10348600	-0.64487000
C	-3.19182900	0.42125300	1.97167500
O	3.50624900	-0.10496500	0.37912700
C	4.27299100	-1.01556800	1.16724600
H	-1.49889800	2.38388000	-0.89078000
H	-0.19519000	4.49270700	-0.87688000
H	2.21134100	4.44412700	-0.25423800
H	3.27404400	2.29488200	0.35804200
H	2.12988400	-0.64777800	-1.95284300
H	-0.49005200	-2.01944700	-1.35361100
H	-0.23189500	-0.61700300	-2.37499400
H	-0.53951900	-0.64393500	0.63555200
H	-3.31250300	-2.80738000	-0.43120200
H	-4.08916100	-2.60867200	1.14554000
H	-2.32863200	-2.62036600	1.02561200
H	-4.82245800	1.18641900	-0.79200200
H	-5.70796500	-0.17718100	-0.09796100
H	-4.84404600	-0.37223900	-1.62809800
H	-4.03449900	0.10985200	2.59614900
H	-3.23270000	1.50858700	1.86787400
H	-2.27267200	0.16892000	2.50683800
H	5.31169200	-0.85032500	0.88184000
H	3.99548500	-2.04928900	0.96353000



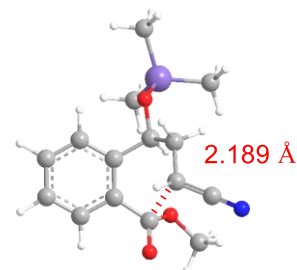
H 4.14800700 -0.81756400 2.23379600

Imaginary frequency: -241.72
Thermally corrected free energy: **-1153.741925 hartrees**

SRS-Daa-Eaa TS

Z-Matrix orientation:

C -0.43159400 2.39142500 -0.53528500
C 0.25022700 3.60279300 -0.46226200
C 1.59247800 3.61883600 -0.10114500
C 2.23780800 2.42253200 0.18906500
C 1.55841400 1.20529700 0.14144100
C 0.20173700 1.18754600 -0.23244600
C 2.35537900 -0.03831700 0.47007900
C 1.70437300 -1.03767400 -1.36502000
C 0.18794300 -0.99161900 -1.48535500
C -0.50503100 -0.13784700 -0.39137300
C 2.30127000 -2.30878100 -1.35575100
N 2.80852100 -3.35778800 -1.29380400
O 1.66821100 -0.78821400 1.45001700
O -1.87906000 0.03478600 -0.75706400
Si -3.15366300 -0.44760200 0.20084900
C -3.09980900 -2.30461500 0.48998900
C -4.68619600 0.02088400 -0.77112500
C -3.12062200 0.44187800 1.85679600
O 3.59197700 -0.02484000 0.47295300
C 2.45939300 -1.78641200 2.09168500
H -1.46900600 2.36819200 -0.84118700
H -0.26534900 4.52763000 -0.69626900
H 2.13474800 4.55625900 -0.04558100
H 3.28657500 2.40440800 0.45702200
H 2.23356300 -0.34984800 -2.01865800
H -0.24249400 -1.99516300 -1.43312700
H -0.12684800 -0.56741600 -2.44555100
H -0.43229700 -0.68019500 0.55225500
H -3.94547700 -2.62163400 1.10722100
H -2.18416100 -2.60624300 1.00513600
H -3.14876800 -2.85188600 -0.45479600
H -4.72369400 1.09777700 -0.95339800
H -5.59164100 -0.25882400 -0.22553000
H -4.70680000 -0.48655000 -1.73871500
H -3.96209300 0.12459800 2.47952700
H -3.18763600 1.52467000 1.72533800
H -2.20111200 0.22832100 2.40791500
H 1.79714300 -2.28211000 2.80177100
H 3.30124300 -1.33843000 2.62387800
H 2.84210100 -2.51200100 1.37449000



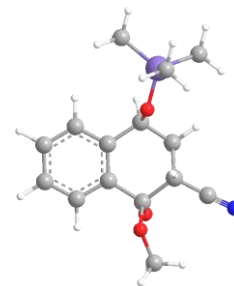
Imaginary frequency: -217.89
Thermally corrected free energy: **-1153.721615 hartrees**

RRS-Eaa

Z-Matrix orientation:

C 0.35957500 2.57448800 -0.46947800
C -0.42109800 3.67586200 -0.15551300

C	-1.75694000	3.48328200	0.20126900
C	-2.28529500	2.20204300	0.23172700
C	-1.50673400	1.08139300	-0.08114700
C	-0.16503100	1.27626300	-0.43068500
C	-2.20961600	-0.29516800	-0.16367200
C	-1.09124300	-1.41794700	-0.06703800
C	-0.01322400	-1.14831000	-1.12697000
C	0.75587000	0.11688900	-0.76356600
C	-1.66611000	-2.74515600	-0.22923500
N	-2.08465200	-3.81166800	-0.36214000
O	-2.97625200	-0.39770100	-1.20968000
O	1.61066800	-0.14220400	0.37109200
Si	3.26102900	-0.38770600	0.28943900
C	3.68202900	-1.81993600	-0.85529500
C	3.76610100	-0.77618100	2.04990100
C	4.13223000	1.16211100	-0.32492600
O	-2.93311400	-0.39522100	1.17566500
C	-4.18603900	-1.04891600	1.13966600
H	1.39816700	2.71556800	-0.74988000
H	0.00124000	4.67363800	-0.18996500
H	-2.38140400	4.33381700	0.45225400
H	-3.32207400	2.04972900	0.50280800
H	-0.63593600	-1.38509700	0.92609400
H	-0.50353400	-1.01627100	-2.09452600
H	0.68477600	-1.98272400	-1.21185000
H	1.37543000	0.40677600	-1.61991500
H	4.76456300	-1.97759400	-0.87844700
H	3.35635000	-1.62990300	-1.88160500
H	3.21524300	-2.74948000	-0.51973300
H	3.51593100	0.04919000	2.72104900
H	4.84408300	-0.94908300	2.11456100
H	3.25852400	-1.67305600	2.41367300
H	5.21486000	1.00486600	-0.34249600
H	3.92687300	2.01486800	0.32710200
H	3.82414500	1.42951400	-1.33925800
H	-4.77933400	-0.66999900	1.97708600
H	-4.09110400	-2.13755500	1.24756900
H	-4.70590700	-0.84094200	0.20147600

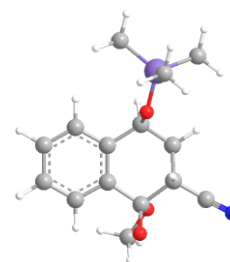


 Thermally corrected free energy: **-1153.754587 hartrees**

SRS-Eaa

Z-Matrix orientation:

C	0.16203200	2.47539900	-0.48842400
C	-0.62235300	3.55433100	-0.10560800
C	-1.86627600	3.31828000	0.47831500
C	-2.30886800	2.01455800	0.65457000
C	-1.54126000	0.91953000	0.24504200
C	-0.27905900	1.15882900	-0.31630400
C	-2.15223600	-0.49257000	0.43404800
C	-0.99598100	-1.55824400	0.32011200
C	-0.06112500	-1.30261300	-0.87293000
C	0.66096300	0.02791100	-0.69191900
C	-1.55066500	-2.90576200	0.28477500
N	-1.94308800	-3.98941500	0.24455400
O	-2.88643200	-0.75928300	-0.90367100



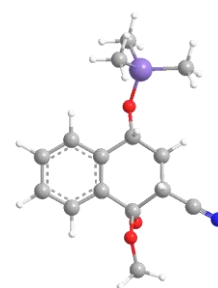
O	1.65598800	-0.10307400	0.34661200
Si	3.30329200	-0.22243300	0.10017500
C	3.71895700	-1.66645300	-1.03153800
C	4.01550000	-0.49315800	1.81049500
C	3.98036700	1.36153700	-0.65566200
O	-2.90112300	-0.62711200	1.48020000
C	-4.18955700	-0.22853700	-0.96295600
H	1.14039900	2.65261100	-0.92255900
H	-0.26580500	4.56767700	-0.25125500
H	-2.48485900	4.14998000	0.79774700
H	-3.25838600	1.81134400	1.13271400
H	-0.42161400	-1.47564000	1.24715700
H	-0.65368200	-1.27569800	-1.78836800
H	0.67985300	-2.09826200	-0.97149400
H	1.15674300	0.28735800	-1.63427200
H	4.80252700	-1.74102300	-1.16417200
H	3.27452200	-1.54773000	-2.02344900
H	3.36642400	-2.61336900	-0.61491300
H	3.76443900	0.33731400	2.47500400
H	5.10532500	-0.57428900	1.76824500
H	3.62599700	-1.41173300	2.25630400
H	5.06531600	1.28822600	-0.77678700
H	3.77067700	2.22365700	-0.01743900
H	3.55352200	1.55921800	-1.64262400
H	-4.69648800	-0.69823300	-1.81024200
H	-4.18976300	0.85966900	-1.12360100
H	-4.74971000	-0.44358500	-0.04753900

Thermally corrected free energy: **-1153.755361 hartrees**

RRR-Eaa

Z-Matrix orientation:

C	-0.52697900	2.36730700	-0.05743800
C	0.19767500	3.54850900	-0.00701000
C	1.58973600	3.49556600	0.07248100
C	2.22767200	2.26549600	0.10572100
C	1.50979200	1.06586200	0.05473900
C	0.11190700	1.12124100	-0.02927800
C	2.29829400	-0.25384200	0.22858300
C	1.39125000	-1.44079200	-0.30216000
C	0.01112500	-1.37576200	0.36788200
C	-0.72815800	-0.14381400	-0.14423500
C	2.04312200	-2.72334200	-0.07381300
N	2.53468900	-3.75290700	0.09322100
O	2.73975500	-0.41667800	1.43701000
O	-1.96407100	0.01246800	0.55688500
Si	-3.47441100	-0.39912900	-0.02826200
C	-4.65394700	0.11596400	1.33160500
C	-3.60169700	-2.24682700	-0.35040400
C	-3.83894300	0.53365100	-1.62012000
O	3.38804500	-0.17002500	-0.85614100
C	4.69662500	-0.50433700	-0.44499500
H	-1.60782300	2.40131900	-0.10815500
H	-0.31570200	4.50321500	-0.02895700
H	2.17038300	4.41086000	0.10925500
H	3.30719000	2.21610600	0.17251100



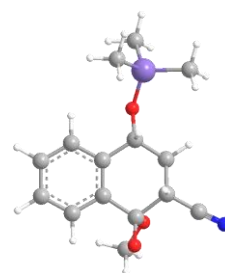
H	1.27589900	-1.33687000	-1.38619000
H	0.13808200	-1.30388600	1.45007500
H	-0.57883500	-2.26897700	0.15450600
H	-0.93926200	-0.30062100	-1.21288200
H	-5.68771400	-0.10748800	1.05350500
H	-4.58167700	1.18859600	1.52819600
H	-4.43341300	-0.41320700	2.26204700
H	-4.61462000	-2.50435500	-0.67434500
H	-3.38149700	-2.82183700	0.55260000
H	-2.91314100	-2.57216600	-1.13477900
H	-4.83127800	0.26523700	-1.99452000
H	-3.11727800	0.29831100	-2.40683600
H	-3.82262800	1.61484100	-1.46117100
H	5.40006400	0.18788000	-0.92089800
H	4.96648600	-1.52703100	-0.74303900
H	4.79102500	-0.42716300	0.64081800

Thermally corrected free energy: **-1153.753974 hartrees**

SRR-Eaa

Z-Matrix orientation:

C	-0.35962200	2.35972900	-0.09283700
C	0.41978600	3.50851000	-0.12552600
C	1.80164200	3.39449900	-0.26189500
C	2.38125800	2.13578700	-0.34740600
C	1.61306600	0.96933800	-0.28253000
C	0.21824000	1.08858700	-0.17111200
C	2.37158000	-0.38424700	-0.32586100
C	1.33627700	-1.53015700	-0.64865000
C	0.03559900	-1.41599900	0.16053400
C	-0.68846500	-0.13305800	-0.23046400
C	1.95504100	-2.83951300	-0.47888600
N	2.39778500	-3.89635700	-0.35056200
O	2.65222600	-0.70078400	1.15796200
O	-1.84226700	0.04801500	0.59462900
Si	-3.41256100	-0.28458800	0.12492900
C	-4.44546600	0.11639600	1.63394300
C	-3.61241600	-2.09119200	-0.35596000
C	-3.90367000	0.79793200	-1.33235200
O	3.42644200	-0.39992100	-1.07617900
C	3.81164400	-0.08979700	1.67454200
H	-1.43516800	2.44198300	-0.00021600
H	-0.04766400	4.48436700	-0.05641600
H	2.42168900	4.28331800	-0.30533700
H	3.44997200	2.02799200	-0.48328100
H	1.11116000	-1.42839700	-1.71585000
H	0.27054000	-1.39334200	1.22506300
H	-0.61843800	-2.27025800	-0.02575000
H	-1.01135200	-0.23802900	-1.27756800
H	-5.50588000	-0.06261200	1.43535300
H	-4.32865500	1.16371000	1.92336800
H	-4.15237100	-0.50414900	2.48445900
H	-4.65473200	-2.29758100	-0.61714600
H	-3.33463400	-2.75495200	0.46666000
H	-2.99940400	-2.35233100	-1.22273600
H	-4.93096700	0.57681900	-1.63685400



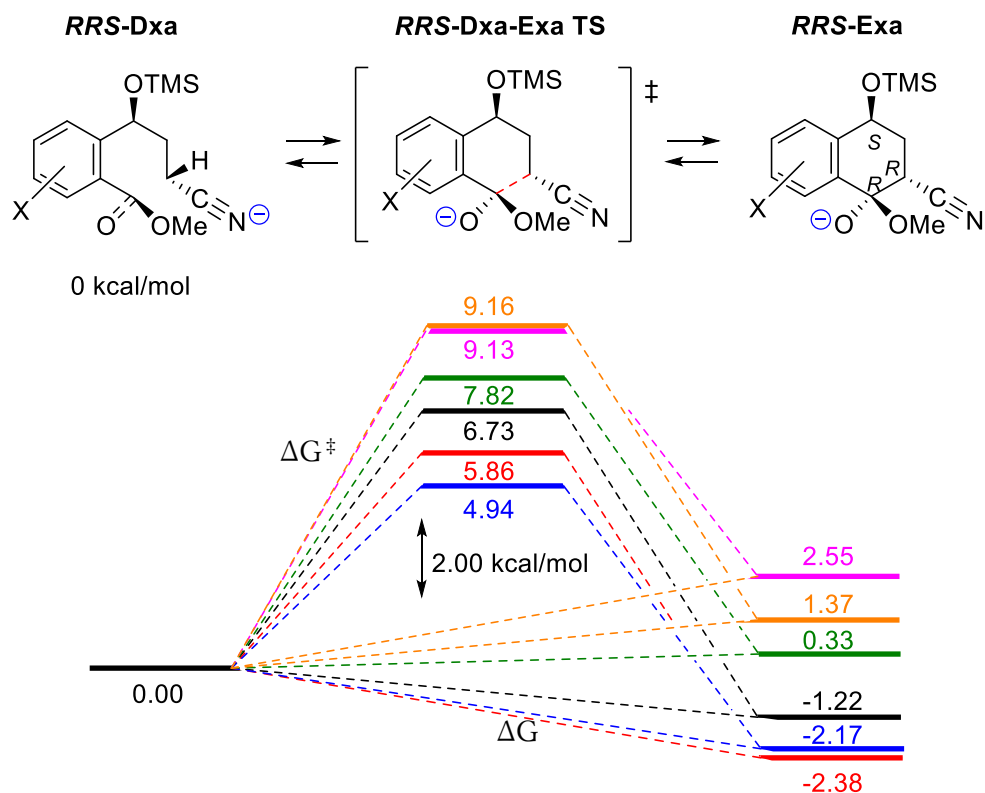
H	-3.26093100	0.62928000	-2.20051900
H	-3.85143700	1.85916600	-1.07643900
H	4.08000200	-0.61811800	2.59332200
H	3.64761800	0.96896600	1.92319700
H	4.64384800	-0.15647800	0.96707500

Thermally corrected free energy: **-1153.756165 hartrees**

2) Electroreductive Coupling of 1a-h with 2a

Energy Profile (kcal/mol) for the Cyclization of *RRS*-Dxa to *RRS*-Exa Calculated at the B3LYP/6-311+G(2d,p)/IEFPCM(THF) Level at 298 K

Since *RRS*-Daa was the most stable and had a small activation energy for the cyclization as shown in the previous section, we calculated using the *RRS* form in other cases as well.



D	X	ΔG^\ddagger (kcal/mol)	ΔG	D:E (calcd) ^a	4:3 (exptl) ^b
Daa	H	6.73	-1.22	11:89	<1:99
Db	5-MeO	5.86	-2.38	2:98	<1:99
Dca	4,5-diMeO	4.94	-2.17	3:97	<1:99
Dda	5,6-diMeO	7.82	0.33	36:64	42:58
Dea	6-MeO	9.16	1.37	91:9	>99:1
Dfa	4,5,6-triMeO	9.13	2.55	99:1	>99:1

^aCalculated from ΔG on the basis of the Maxwell-Boltzmann distribution law at 25 °C.

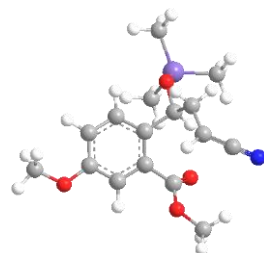
^bData from Table 1.

Z-Matrix Orientations and Thermally Corrected Free Energies

RRS-Dba

Z-Matrix orientation:

C	-0.67491700	-1.71951100	-0.83696800
C	-1.94882800	-2.26879300	-0.71511500
C	-2.94629800	-1.54099000	-0.07012500
C	-2.64460000	-0.28305100	0.44517600
C	-1.35905300	0.24881800	0.33830300
C	-0.34127500	-0.47067800	-0.32060200
C	-1.09861000	1.55022500	1.02835700
C	0.11067700	2.10916700	-2.01952400
C	1.03081400	0.92348800	-1.94462500
C	1.02591300	0.11417300	-0.61188600
C	0.50070500	3.36233300	-1.62593200
N	0.85039600	4.44508400	-1.29856300
O	-0.11964000	1.79841100	1.70209700
O	2.00432500	-0.93528700	-0.73242900
Si	3.15216100	-1.27233100	0.42889300
C	4.26151600	0.21754800	0.71729000
C	4.13957900	-2.69851600	-0.28363500
C	2.34515900	-1.77409200	2.05176100
O	-2.13367800	2.40258800	0.90787100
C	-1.98489100	3.67338400	1.57164900
O	-4.23298000	-1.97015000	0.10978000
C	-4.59408600	-3.24435600	-0.41569800
H	0.09061700	-2.28336100	-1.35370100
H	-2.14566100	-3.24850100	-1.12763500
H	-3.42435500	0.27405200	0.94685100
H	-0.93502400	1.96005600	-2.25905200
H	2.07109400	1.23490300	-2.09109500
H	0.81219600	0.20187500	-2.74199000
H	1.30708100	0.79399700	0.19048800
H	4.75862400	0.52309800	-0.20704200
H	5.03491000	-0.02024900	1.45383400
H	3.69867700	1.07491900	1.09504400
H	3.50288300	-3.56959500	-0.45915900
H	4.93779300	-2.99849400	0.40129700
H	4.60004700	-2.41938600	-1.23488800
H	3.10660000	-2.01624400	2.79929600
H	1.70847300	-2.65296800	1.92135800
H	1.72742000	-0.96808600	2.45609000
H	-2.91362900	4.20611300	1.38479500
H	-1.14119800	4.21617400	1.14819500
H	-1.83526900	3.53036900	2.64137400
H	-5.64526600	-3.38022300	-0.17171000
H	-4.00806300	-4.04435300	0.04505900
H	-4.46600600	-3.27643600	-1.50108000



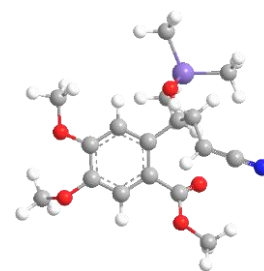
Thermally corrected free energy: **-1268.282357 hartrees**

RRS-Dca

Z-Matrix orientation:

C	-1.04039400	-1.15516800	-0.64689300
C	-2.42764800	-1.16018500	-0.54386500

C	-3.07650600	-0.03915700	0.00663300
C	-2.32205100	1.03587200	0.42898800
C	-0.92112100	1.03517500	0.34591600
C	-0.26755500	-0.07692100	-0.20876500
C	-0.18981800	2.19005300	0.93596100
C	1.14166000	1.92524000	-2.15917100
C	1.53019200	0.49629200	-1.91174800
C	1.21944500	-0.09783300	-0.50006300
C	2.01410400	2.96575100	-1.97751600
N	2.77870300	3.85879900	-1.83472700
O	0.84288300	2.12421700	1.57290300
O	1.71086700	-1.45050800	-0.47742200
Si	2.74220200	-2.04275100	0.69209700
C	4.34611700	-1.06347200	0.71711100
C	3.06256300	-3.81932400	0.18417000
C	1.93835100	-1.97879100	2.39086400
O	-0.85927600	3.34992300	0.76720800
C	-0.25818700	4.51553200	1.36082700
O	-3.22803500	-2.18056500	-0.95325600
O	-4.45232200	0.02440900	0.07222300
C	-2.61538000	-3.32900000	-1.53918900
C	-5.04111600	-0.74296500	1.13139200
H	-0.52493200	-1.99766400	-1.08218500
H	-2.83947400	1.88996200	0.84478200
H	0.10951500	2.16709200	-2.38143800
H	2.60974100	0.36700400	-2.04435200
H	1.05100700	-0.17997000	-2.63178700
H	1.74072800	0.50313400	0.24195200
H	4.84658800	-1.10426500	-0.25383200
H	5.03082200	-1.47109900	1.46682200
H	4.17558300	-0.01221400	0.96261600
H	2.13400400	-4.39552200	0.15863200
H	3.74065500	-4.30724400	0.89015000
H	3.51868200	-3.86820000	-0.80789500
H	2.61472700	-2.38237600	3.15032800
H	1.01698700	-2.56670100	2.41386900
H	1.69137200	-0.95356500	2.67783300
H	-0.91974000	5.34100200	1.11152000
H	0.73309400	4.68091500	0.94194200
H	-0.18401100	4.39915400	2.44199400
H	-3.43152600	-4.00287200	-1.78871700
H	-1.93902500	-3.81849500	-0.83423500
H	-2.06944800	-3.06379100	-2.44760800
H	-6.11803300	-0.60658300	1.04701400
H	-4.70119100	-0.37505200	2.10391700
H	-4.79674800	-1.80214400	1.03124800

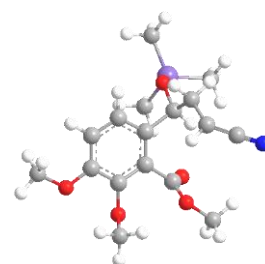


 Thermally corrected free energy: **-1382.808772 hartrees**

RRS-Dda

Z-Matrix orientation:

C	0.47366100	-1.55829200	1.30991300
C	1.76475500	-2.06365500	1.21215200
C	2.69103500	-1.45592300	0.36889600
C	2.30226800	-0.31798000	-0.35632900
C	0.99950300	0.17546300	-0.24946300



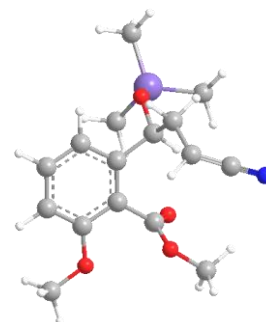
C	0.05540000	-0.44818200	0.58283100
C	0.63070400	1.34569400	-1.11597200
C	-0.80786800	2.01689300	2.37948400
C	-1.58917100	0.75338000	2.13215300
C	-1.36697500	0.05571700	0.76514000
C	-1.28241700	3.24045600	1.97982100
N	-1.71064400	4.29815600	1.66201800
O	-0.18467400	1.29676600	-2.01154100
O	-2.27972200	-1.05936700	0.68668100
Si	-3.24135900	-1.41526700	-0.62865500
C	-4.35552900	0.04214500	-1.04178000
C	-4.26324200	-2.88779800	-0.07530600
C	-2.20339000	-1.85719900	-2.13101600
O	1.31127100	2.45179200	-0.79614300
C	1.02743800	3.62813600	-1.58280400
O	3.96520000	-1.89750100	0.16590300
O	3.16174500	0.24873900	-1.26948400
C	4.24399300	1.01299600	-0.71214900
C	4.39623900	-3.05326800	0.88131700
H	-0.23465100	-2.05359300	1.96134900
H	2.03559800	-2.93977800	1.78456400
H	0.25492900	1.94194800	2.58208800
H	-2.66430200	0.95724600	2.18682700
H	-1.38476700	0.00209600	2.90566300
H	-1.60018600	0.77869600	-0.01799700
H	-4.97240500	0.32238500	-0.18393100
H	-5.02435300	-0.21270200	-1.86937100
H	-3.77964800	0.92081400	-1.34311000
H	-3.62159100	-3.73075500	0.19442400
H	-4.93247500	-3.21791600	-0.87504800
H	-4.87627900	-2.63774300	0.79432500
H	-2.84463300	-2.09524000	-2.98519000
H	-1.57070500	-2.72628900	-1.93173500
H	-1.55589900	-1.02399300	-2.41556500
H	1.71162700	4.38919500	-1.21845600
H	-0.00367700	3.94148800	-1.42725200
H	1.20063400	3.42810300	-2.63929800
H	4.82866700	1.36848000	-1.55894100
H	4.86882300	0.39179600	-0.06949300
H	3.85324600	1.86454800	-0.15174100
H	5.42516100	-3.22456700	0.57375500
H	3.78977500	-3.92592900	0.62542700
H	4.36165100	-2.88658300	1.96109000

 Thermally corrected free energy: **-1382.804271 hartrees**

RRS-Dea

Z-Matrix orientation:

C	0.14637200	-1.55263100	1.81555500
C	1.22400200	-2.40322200	1.98749600
C	2.35886400	-2.28931200	1.18705200
C	2.40323500	-1.29902500	0.21135400
C	1.31310400	-0.42161600	0.03976100
C	0.17108500	-0.55322000	0.83610600
C	1.39006700	0.59726100	-1.06035000
C	-0.02028800	2.40392500	1.99341300



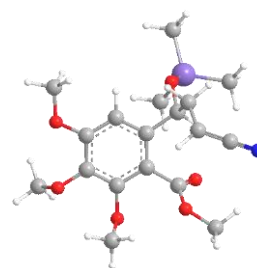
C	-1.12413000	1.38566500	1.88868800
C	-1.03023600	0.37205500	0.71723800
C	-0.08594500	3.59786100	1.32078300
N	-0.16368300	4.64165200	0.76631800
O	0.68741100	0.58671800	-2.04903700
O	-2.23798400	-0.41388400	0.71876700
Si	-3.12057800	-0.83173500	-0.63393000
C	-3.59084500	0.70285400	-1.61280200
C	-4.65036600	-1.67231600	0.05299800
C	-2.16428000	-2.01341600	-1.73911000
O	2.33291500	1.51818800	-0.83654800
C	2.48757100	2.53577100	-1.84742100
O	3.44710000	-1.13028600	-0.65051400
C	4.56688500	-2.00522100	-0.54362000
H	-0.73481200	-1.65920500	2.43393700
H	1.18959100	-3.17420100	2.74862400
H	3.18510400	-2.97162500	1.32412900
H	0.95687000	2.08232100	2.33701700
H	-2.08921800	1.88756400	1.75988500
H	-1.21141200	0.79526500	2.80955900
H	-0.96406600	0.94162600	-0.21033800
H	-4.14868300	1.41013800	-0.99357100
H	-4.22065600	0.43082300	-2.46512700
H	-2.71144100	1.21950600	-2.00520200
H	-4.38219100	-2.55413700	0.64082200
H	-5.31181700	-1.99622100	-0.75564400
H	-5.21453400	-0.99458300	0.69878900
H	-2.76917800	-2.30186100	-2.60424600
H	-1.89118800	-2.92426500	-1.19968500
H	-1.24700300	-1.54943000	-2.10960800
H	3.30965900	3.15789900	-1.50516700
H	1.57528000	3.12422000	-1.92845700
H	2.72333500	2.08129200	-2.80904600
H	5.26277100	-1.68968000	-1.31738300
H	4.27528700	-3.04437200	-0.71736900
H	5.04606700	-1.91671600	0.43470000

Thermally corrected free energy: **-1268.278265 hartrees**

RRS-Dfa

Z-Matrix orientation:

C	0.54078300	-1.36598100	0.95897800
C	1.89778600	-1.62797900	0.81742600
C	2.70511300	-0.73685900	0.08907900
C	2.13482000	0.41343100	-0.44936800
C	0.76279100	0.67714300	-0.29853100
C	-0.04403300	-0.22852900	0.39862200
C	0.19336900	1.89518200	-0.95758000
C	-1.23427900	1.80380000	2.50527600
C	-1.81536500	0.47621100	2.10010600
C	-1.52621100	0.00249500	0.64993100
C	-1.92014100	2.97645400	2.31875900
N	-2.52766700	3.98471600	2.18556300
O	-0.66328000	1.87232300	-1.81668300
O	-2.24922800	-1.22549200	0.43739800
Si	-3.10186100	-1.61530200	-0.94300600



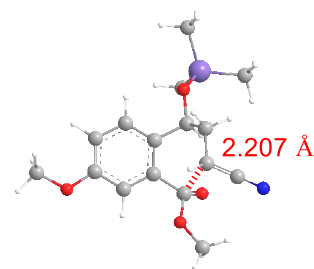
C	-4.36193100	-0.27813600	-1.34006500
C	-3.96093500	-3.22769200	-0.51702500
C	-1.95404700	-1.85670300	-2.41197300
O	0.74123800	3.02863800	-0.50050900
C	0.25014900	4.25256400	-1.08438200
O	2.53320100	-2.71686300	1.32945000
O	4.04972300	-0.97545900	-0.06541800
O	2.89676600	1.24668600	-1.23444300
C	3.83659500	2.07355200	-0.52703500
C	4.37171300	-1.90705500	-1.10981300
C	1.76421900	-3.65352000	2.08367000
H	-0.09382100	-2.04973000	1.50237900
H	-0.16679200	1.87663000	2.68126300
H	-2.90696900	0.50012000	2.18593400
H	-1.47678200	-0.32881300	2.76537900
H	-1.89480300	0.76938900	-0.03091800
H	-5.04643900	-0.12038700	-0.50253300
H	-4.95685300	-0.56543900	-2.21222900
H	-3.88345900	0.67744400	-1.56845100
H	-3.23434100	-4.00544900	-0.26740400
H	-4.55747700	-3.58462500	-1.36144100
H	-4.62920800	-3.10241800	0.33879000
H	-2.52507600	-2.14205700	-3.30076700
H	-1.22157000	-2.64406300	-2.21516000
H	-1.41011000	-0.93789000	-2.64383800
H	0.82580300	5.04641400	-0.61672900
H	-0.80924500	4.37140600	-0.86354500
H	0.40632700	4.24806100	-2.16249100
H	4.36692600	2.64426100	-1.28752600
H	4.54339600	1.46245800	0.03521500
H	3.30725500	2.75536900	0.14117800
H	5.45654100	-1.99930500	-1.11370600
H	4.03177800	-1.52982600	-2.07753300
H	3.92181000	-2.88198600	-0.91177000
H	2.46518300	-4.42198500	2.40085500
H	0.97950400	-4.10456300	1.47143700
H	1.31840400	-3.18073000	2.96195300

 Thermally corrected free energy: **-1497.331304 hartrees**

RRS-Dba-Eba TS

Z-Matrix orientation:

C	-0.34881600	-1.95635200	-0.48237400
C	-1.56372900	-2.64432200	-0.43355000
C	-2.71748200	-1.95289100	-0.07942100
C	-2.64332500	-0.59171100	0.22479500
C	-1.42875000	0.08405900	0.19164400
C	-0.25522800	-0.60744600	-0.17365800
C	-1.35156300	1.53139300	0.61374400
C	-0.35990700	2.10641400	-1.27184800
C	0.88723100	1.24242400	-1.41753300
C	1.03401300	0.16346100	-0.31583600
C	-0.15160400	3.48622400	-1.15857600
N	0.02894200	4.62902600	-0.99326600
O	-0.62781600	1.88403100	1.56321100
O	2.12499400	-0.69608300	-0.66424900



Si	3.49579100	-0.86806000	0.27145900
C	4.38687100	0.77713700	0.45217200
C	4.55716000	-2.09394400	-0.66901800
C	3.05951200	-1.53639800	1.97352700
O	-2.59103400	2.15026300	0.41746500
C	-2.79818900	3.36006200	1.14707400
O	-3.96688300	-2.51437200	0.00281300
C	-4.09648600	-3.90108300	-0.28888600
H	0.54742800	-2.48660100	-0.77623000
H	-1.58874900	-3.69742900	-0.67642800
H	-3.54853400	-0.06662000	0.49699100
H	-1.17606300	1.86049500	-1.94385300
H	1.79503100	1.85119800	-1.40125600
H	0.88522900	0.70929100	-2.37438100
H	1.23774500	0.67236300	0.62861700
H	4.67597400	1.17804900	-0.52280600
H	5.29542600	0.65644600	1.04969900
H	3.76118500	1.52233500	0.95021900
H	4.79874900	-1.71899000	-1.66688900
H	4.04458900	-3.05265900	-0.78289400
H	5.49765100	-2.27652600	-0.14147600
H	3.96219300	-1.65769500	2.57978900
H	2.56913300	-2.51052200	1.90054100
H	2.38821000	-0.86167500	2.51101800
H	-3.80747400	3.68586400	0.89657800
H	-2.08123600	4.12686700	0.85488500
H	-2.72104300	3.19076800	2.22268000
H	-5.15070800	-4.13719200	-0.16065200
H	-3.50233900	-4.50974300	0.39885700
H	-3.79838700	-4.12124900	-1.31800100

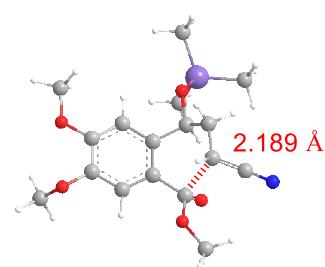
Imaginary frequency: -235.64

Thermally corrected free energy: **-1268.273021 hartrees**

RRS-Dca-Eca TS

Z-Matrix orientation:

C	-0.75376600	-1.47550600	-0.41445800
C	-2.12252400	-1.73738800	-0.39897300
C	-3.01149800	-0.68853000	-0.11959600
C	-2.51741000	0.58130800	0.13369400
C	-1.14634700	0.84735700	0.13419200
C	-0.25889500	-0.19977400	-0.14825600
C	-0.62309800	2.21262000	0.50410700
C	0.58033700	2.37325100	-1.31686400
C	1.44688500	1.12210100	-1.41303800
C	1.21427800	0.10751400	-0.26451200
C	1.26467600	3.58970600	-1.19002900
N	1.83446900	4.59411300	-1.01214400
O	0.13148600	2.36847800	1.48377900
O	1.97792800	-1.07317900	-0.53034000
Si	3.24872600	-1.58108000	0.42628900
C	4.62531400	-0.30169200	0.43789700
C	3.83264300	-3.17274700	-0.37304400
C	2.66805900	-1.89281400	2.18670800
O	-1.60059600	3.17904500	0.22352200
C	-1.43784900	4.42916100	0.89179300



C	-1.80660500	-4.04507200	-0.95276500
O	-4.37910000	-0.89107300	-0.15177600
C	-4.91425100	-1.53861700	1.00864600
O	-2.67975400	-2.96051700	-0.65287600
H	-0.04527600	-2.25567700	-0.64756700
H	-3.22303100	1.37571700	0.33595900
H	-0.23673000	2.42644600	-2.02937800
H	2.51086800	1.37263500	-1.41152200
H	1.25347500	0.58438100	-2.34709000
H	1.54232000	0.57185300	0.66774300
H	5.00197300	-0.11805300	-0.57165300
H	5.46227800	-0.64642700	1.05249200
H	4.28522100	0.65248700	0.84880900
H	3.03784800	-3.92299700	-0.38546100
H	4.68124800	-3.59182400	0.17503900
H	4.15115000	-3.00010600	-1.40426000
H	3.49940400	-2.24278000	2.80591200
H	1.88290700	-2.65265900	2.21641500
H	2.27362300	-0.98343900	2.64729300
H	-2.27856500	5.04585100	0.57433100
H	-0.50199400	4.90993300	0.60871800
H	-1.45971900	4.30584600	1.97646500
H	-2.44950100	-4.90698100	-1.11795000
H	-1.12826600	-4.25116900	-0.12033800
H	-1.22360700	-3.84777000	-1.85626700
H	-5.98648900	-1.63411200	0.84240700
H	-4.73648800	-0.93260900	1.90218000
H	-4.47550700	-2.52951000	1.14321700

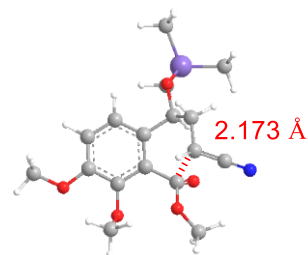
Imaginary frequency: -252.65

Thermally corrected free energy: **-1382.800905 hartrees**

RRS-Dda-Eda TS

Z-Matrix orientation:

C	0.06378300	-1.92955800	-0.61870600
C	-1.12119800	-2.66095300	-0.56065900
C	-2.28524300	-2.03974500	-0.13328600
C	-2.26560400	-0.67096800	0.21360400
C	-1.08037900	0.07015500	0.12349800
C	0.10651300	-0.58927000	-0.27383200
C	-0.99065300	1.53126200	0.54557900
C	0.02870200	2.13400700	-1.27616500
C	1.29101200	1.29902400	-1.43076200
C	1.39784100	0.19489700	-0.35957000
C	0.20407300	3.51845900	-1.14437700
N	0.35019400	4.66328400	-0.96472600
O	-0.31035700	1.83298700	1.54624000
O	2.50579400	-0.65330900	-0.68276800
Si	3.83709300	-0.83879900	0.30616800
C	4.71666500	0.80484700	0.54807300
C	4.93876000	-2.04845100	-0.60892800
C	3.33372200	-1.53271200	1.97901900
O	-2.17603000	2.22301500	0.28111100
C	-2.46163200	3.30808700	1.15973200
O	-3.41807000	-0.14071200	0.75198100
C	-4.42895700	0.21848500	-0.19580500



O	-3.48856100	-2.67549800	0.01296800
C	-3.55368300	-4.06016800	-0.30784700
H	0.97596300	-2.41684500	-0.93431300
H	-1.11553500	-3.70851800	-0.82727900
H	-0.77586100	1.88496200	-1.96136500
H	2.19028200	1.91674200	-1.36345200
H	1.32377600	0.80132700	-2.40630600
H	1.56142600	0.67834900	0.60587700
H	5.04440800	1.22099800	-0.40813100
H	5.60020500	0.67682100	1.18057000
H	4.06915800	1.54119000	1.03124300
H	5.22155400	-1.65712500	-1.58952000
H	4.43281800	-3.00559100	-0.75970600
H	5.85654500	-2.23887900	-0.04538600
H	4.21163800	-1.66054800	2.61939200
H	2.84917200	-2.50666700	1.87292400
H	2.63957200	-0.86710600	2.49845400
H	-3.39351600	3.74263600	0.79763100
H	-1.67465100	4.06136700	1.13893000
H	-2.59513200	2.96122700	2.18753600
H	-5.28930000	0.55043600	0.38468600
H	-4.71479300	-0.64025600	-0.80702400
H	-4.07857700	1.03648600	-0.82760800
H	-4.58245700	-4.36085300	-0.12135400
H	-2.88359200	-4.64772600	0.32603100
H	-3.30829800	-4.23847800	-1.35875300

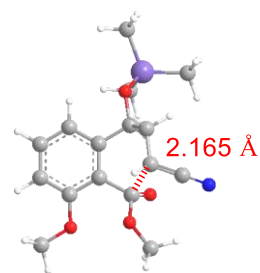
Imaginary frequency: -252.94

Thermally corrected free energy: **-1382.791813 hartrees**

RRS-Dea-Eea TS

Z-Matrix orientation:

C	0.30606100	-2.16463700	-0.85012800
C	-0.67859800	-3.13893500	-0.89253300
C	-1.97501900	-2.84081400	-0.49266400
C	-2.29704100	-1.54902300	-0.06690500
C	-1.32080400	-0.52606100	-0.07776800
C	-0.00489300	-0.86964900	-0.43539400
C	-1.61458300	0.88772100	0.41037000
C	-0.63135500	1.87200700	-1.24781000
C	0.76570700	1.29986300	-1.43056000
C	1.07043400	0.19637600	-0.40012100
C	-0.71051200	3.22969600	-0.90760800
N	-0.77269000	4.33811800	-0.54541500
O	-1.13044400	1.26610300	1.49660500
O	2.36270300	-0.35316100	-0.67581600
Si	3.64452800	-0.27316900	0.38993700
C	4.10517300	1.51568100	0.73835200
C	5.04478100	-1.15662900	-0.48925100
C	3.22171800	-1.13880900	2.00406200
O	-2.90296900	1.29775300	0.04325500
C	-3.54631900	2.19675000	0.94006000
O	-3.53984500	-1.24081600	0.41224800
C	-4.51949000	-2.26775000	0.48210600
H	1.32342800	-2.39395200	-1.13317000
H	-0.43892600	-4.14465400	-1.21923300



H	-2.72347300	-3.61977400	-0.49559500
H	-1.35199000	1.58856700	-2.00753300
H	1.53788100	2.06724200	-1.33067200
H	0.88670000	0.85837500	-2.42532100
H	1.05733600	0.65365100	0.59221300
H	4.38102700	2.03844900	-0.18115600
H	4.95748900	1.56484300	1.42261500
H	3.27899600	2.06213000	1.20073100
H	4.78465700	-2.19780700	-0.69680300
H	5.95027300	-1.15266000	0.12415400
H	5.28056100	-0.67083400	-1.43957000
H	4.06829000	-1.09261000	2.69561700
H	2.98056000	-2.19150900	1.83556000
H	2.36508000	-0.67305100	2.49811500
H	-4.51524600	2.41716100	0.49139600
H	-2.98195800	3.12161000	1.06144300
H	-3.69656400	1.73988100	1.92223200
H	-5.40692500	-1.79931300	0.90310200
H	-4.19983600	-3.08663000	1.13358100
H	-4.75905400	-2.66532100	-0.50852000

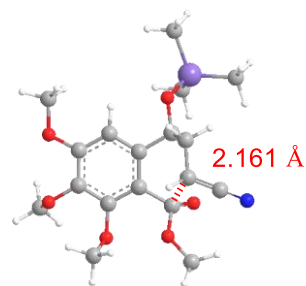
Imaginary frequency: -255.60

Thermally corrected free energy: **-1268.263667 hartrees**

RRS-Dfa-Efa TS

Z-Matrix orientation:

C	-0.00033200	-1.65801900	-0.52360500
C	-1.23446700	-2.29801000	-0.47866100
C	-2.36901300	-1.56384300	-0.11994900
C	-2.26140200	-0.19574300	0.16100700
C	-1.02352000	0.46812600	0.08327000
C	0.11013000	-0.30127100	-0.23370500
C	-0.84239700	1.93359200	0.45042600
C	0.31605200	2.40995100	-1.31080100
C	1.47610700	1.43169000	-1.42658200
C	1.46344000	0.37428200	-0.30401200
C	0.65846600	3.76043100	-1.15045100
N	0.94518600	4.87364300	-0.94499900
O	-0.20017200	2.23056200	1.47836500
O	2.51024600	-0.57208600	-0.54319500
Si	3.83371100	-0.74597900	0.46031400
C	4.80301300	0.86071500	0.56422100
C	4.86353300	-2.08813700	-0.34659100
C	3.29244700	-1.26678000	2.18331200
O	-1.96642100	2.69072200	0.09605800
C	-2.20467900	3.84683100	0.89385000
O	-3.39622300	0.43465000	0.62204600
C	-4.33572300	0.81553100	-0.38963300
O	-3.59984500	-2.18231100	-0.05935900
C	-3.88499300	-2.79558200	1.20446200
O	-1.43075900	-3.62534800	-0.74118700
C	-0.29468000	-4.41177600	-1.08734000
H	0.89816900	-2.19835500	-0.77702000
H	-0.48250100	2.26724300	-2.03178000
H	2.44107700	1.94343300	-1.38606800
H	1.44678700	0.89071500	-2.37845200



H	1.62840100	0.88948500	0.64497900
H	5.15798200	1.17223800	-0.42154500
H	5.67510100	0.73960400	1.21371800
H	4.19583600	1.67152600	0.97496400
H	5.16545600	-1.79749200	-1.35605200
H	4.30568700	-3.02552200	-0.41698200
H	5.77068500	-2.28033800	0.23331100
H	4.16159400	-1.39018000	2.83627500
H	2.75294000	-2.21705800	2.15697600
H	2.63755500	-0.52146300	2.64195700
H	-3.10700600	4.30432500	0.48732900
H	-1.37824800	4.55483900	0.83501400
H	-2.36928300	3.58096900	1.94082900
H	-5.18967600	1.24643600	0.13221500
H	-4.66150900	-0.05426700	-0.96398900
H	-3.89551300	1.56609200	-1.04832500
H	-4.87405200	-3.24338100	1.11541600
H	-3.89128400	-2.04815200	2.00162000
H	-3.15168100	-3.57329800	1.43230400
H	-0.67103500	-5.41859700	-1.25525900
H	0.43947700	-4.42802000	-0.27727000
H	0.18028200	-4.04401000	-2.00071300

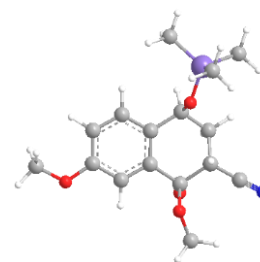
Imaginary frequency: -259.07

Thermally corrected free energy: **-1497.316759 hartrees**

RRS-Eba

Z-Matrix orientation:

C	0.57524900	-2.04803700	-0.63375500
C	1.82017700	-2.60759900	-0.37210300
C	2.86798600	-1.76089300	-0.00273900
C	2.65128300	-0.38931900	0.08433700
C	1.40416400	0.16994600	-0.17948600
C	0.34151500	-0.67657800	-0.53619800
C	1.28892300	1.71605600	-0.20495500
C	-0.24700900	2.08315800	-0.03174000
C	-1.06772500	1.34003200	-1.09671700
C	-1.05676400	-0.15446700	-0.79633600
C	-0.45588000	3.52082100	-0.11687200
N	-0.65859000	4.65403400	-0.18811100
O	1.84328200	2.23965600	-1.25859700
O	-1.88279300	-0.41992400	0.36117100
Si	-3.42668100	-1.05254200	0.31622000
C	-4.57648800	0.01831700	-0.71867600
C	-3.97799800	-1.07541700	2.10588400
C	-3.40845200	-2.79404000	-0.39541400
O	1.91261700	2.13372500	1.12224000
C	2.62223300	3.35650500	1.10439500
O	4.13787600	-2.18980200	0.28921600
C	4.40490100	-3.58646000	0.23533300
H	-0.24036000	-2.70469800	-0.91837100
H	1.95783800	-3.67617400	-0.45852700
H	3.47513300	0.25284500	0.36720400
H	-0.58001600	1.76985700	0.96114600
H	-0.61486700	1.52293600	-2.07417800
H	-2.09914000	1.69471900	-1.12839900



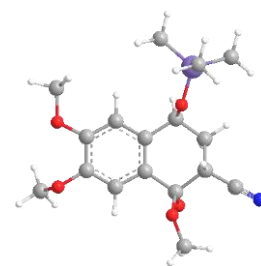
H	-1.47175200	-0.68827500	-1.65881300
H	-5.58783800	-0.39933100	-0.71350300
H	-4.25042700	0.07572700	-1.76074300
H	-4.63257300	1.03689100	-0.32627000
H	-3.30881400	-1.68864700	2.71449000
H	-4.98768700	-1.48606900	2.19562100
H	-3.98638100	-0.06635200	2.52551700
H	-4.41754700	-3.21688500	-0.38789400
H	-2.76326800	-3.45282600	0.19141100
H	-3.05534700	-2.80847700	-1.43004300
H	3.44286800	3.28045600	1.82453300
H	1.98761800	4.20521600	1.39262300
H	3.02945900	3.54998200	0.10925300
H	5.45117000	-3.70199300	0.51050900
H	4.24997600	-3.98402000	-0.77178100
H	3.78106600	-4.13891100	0.94392400

Thermally corrected free energy: **-1268.286151 hartrees**

RRS-Eca

Z-Matrix orientation:

C	0.86590100	-1.57051100	-0.36994300
C	2.19583500	-1.76739900	-0.03163500
C	2.98216400	-0.64323100	0.29002300
C	2.41920300	0.61603300	0.26722500
C	1.07454800	0.82544200	-0.06235500
C	0.29793500	-0.28625900	-0.38395400
C	0.57171400	2.28403000	-0.17793700
C	-1.01453000	2.24858200	-0.10132400
C	-1.55247700	1.25480200	-1.14190600
C	-1.17090200	-0.16663100	-0.74335500
C	-1.57770700	3.57507500	-0.30418100
N	-2.05889600	4.61037800	-0.46816400
O	1.04156900	2.90327400	-1.21992400
O	-1.96747200	-0.58954000	0.38452100
Si	-3.28761300	-1.60868900	0.30021000
C	-4.61014000	-0.92479800	-0.84936500
C	-3.92198500	-1.70331500	2.05914400
C	-2.76968700	-3.31167700	-0.30976400
O	0.98070200	2.89293900	1.16467100
C	1.37297400	4.25000400	1.12255300
O	2.82050100	-2.98358200	0.02313700
O	4.29581100	-0.80252400	0.69051200
C	2.04679300	-4.14322100	-0.26313100
C	5.22438600	-1.00748700	-0.38090700
H	0.24064100	-2.41696800	-0.62060300
H	3.04149300	1.46327500	0.52520100
H	-1.31568900	1.92101200	0.89698800
H	-1.11330100	1.49375800	-2.11348000
H	-2.63744800	1.32245900	-1.23680200
H	-1.37295200	-0.83089000	-1.59160000
H	-5.47514500	-1.59464400	-0.86848300
H	-4.24694700	-0.82852300	-1.87614000
H	-4.95523500	0.05851000	-0.51994000
H	-3.15119500	-2.08549500	2.73309900
H	-4.78774300	-2.36843200	2.12389400



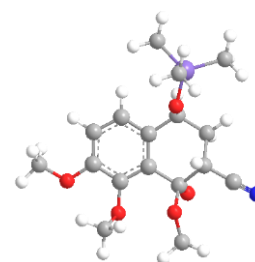
H	-4.22677700	-0.71766700	2.41966900
H	-3.63331000	-3.98293700	-0.33442300
H	-2.01913100	-3.75484500	0.34973200
H	-2.35484900	-3.27576200	-1.32072300
H	2.09462700	4.41383400	1.92876900
H	0.52558300	4.93244700	1.27428300
H	1.83946000	4.48929200	0.16368800
H	2.72203500	-4.98841700	-0.14813200
H	1.66162800	-4.12267000	-1.28659900
H	1.21300600	-4.24627400	0.43690000
H	6.20535000	-1.12299300	0.07817300
H	5.23399900	-0.14221700	-1.05015900
H	4.97771400	-1.90803800	-0.94756700

Thermally corrected free energy: **-1382.812237 hartrees**

RRS-Eda

Z-Matrix orientation:

C	0.10564700	-2.06459200	-0.72453300
C	1.33125700	-2.68685300	-0.53740000
C	2.43858100	-1.90653900	-0.22019500
C	2.30365400	-0.51069000	-0.09038200
C	1.06841800	0.12249100	-0.29636700
C	-0.04517200	-0.68646000	-0.60739600
C	0.97071800	1.67600800	-0.37280300
C	-0.54383900	2.07955400	-0.12066700
C	-1.44672800	1.36015500	-1.12563700
C	-1.44289200	-0.12776200	-0.80716700
C	-0.69407900	3.52524600	-0.19659600
N	-0.85132600	4.66630000	-0.25625400
O	1.45970100	2.13586700	-1.48232100
O	-2.21593700	-0.36691600	0.39276800
Si	-3.77926000	-0.95120900	0.42431000
C	-4.95792300	0.18570100	-0.50204600
C	-4.22185500	-1.01806400	2.24283100
C	-3.86477700	-2.66828800	-0.34092500
O	1.61406500	2.21208700	0.90945000
C	2.59949000	3.20537000	0.72831600
O	3.69787700	-2.40812100	-0.03632800
O	3.44853100	0.20969500	0.16974600
C	3.88433200	0.16020900	1.53174500
C	3.88347500	-3.81381900	-0.15680400
H	-0.75742800	-2.67283000	-0.97199800
H	1.41559900	-3.75829400	-0.65065700
H	-0.82541400	1.78510400	0.89384800
H	-1.05574900	1.52619500	-2.13222400
H	-2.47081100	1.73556100	-1.09360900
H	-1.90732600	-0.66767400	-1.63948500
H	-5.97974500	-0.20123700	-0.44285000
H	-4.69768100	0.26490700	-1.56104300
H	-4.95588300	1.19310600	-0.07809900
H	-5.23677600	-1.40186100	2.38013200
H	-4.17410500	-0.02422400	2.69481000
H	-3.53711600	-1.67119900	2.78949800
H	-4.88713800	-3.05416300	-0.28562100
H	-3.21223500	-3.36934700	0.18567900



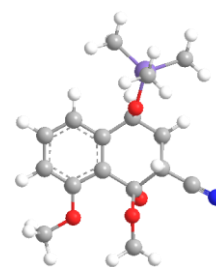
H	-3.57470700	-2.66224400	-1.39500700
H	2.22713200	4.18858300	1.04633300
H	2.88982300	3.26612600	-0.32277300
H	3.47993900	2.95920900	1.33199100
H	4.83117800	0.69798900	1.57203900
H	4.04263500	-0.86993200	1.85817200
H	3.15272100	0.65436400	2.17436300
H	4.94076600	-3.99100300	0.02861100
H	3.62833300	-4.16525300	-1.16043900
H	3.28918200	-4.35995200	0.58140700

 Thermally corrected free energy: **-1382.803743 hartrees**

RRS-Eea

Z-Matrix orientation:

C	-0.21531000	-2.39249900	-0.57802200
C	0.80275300	-3.29298000	-0.34005700
C	2.08415800	-2.82564100	-0.05353300
C	2.33691800	-1.45603000	-0.00819300
C	1.29978400	-0.51196800	-0.22096300
C	0.02471400	-1.01236100	-0.51473600
C	1.61473900	1.01271100	-0.26690600
C	0.24973200	1.79665900	-0.08405400
C	-0.76147600	1.31885900	-1.12713500
C	-1.16777300	-0.10692200	-0.78396800
C	0.49181500	3.22947200	-0.16515400
N	0.65052100	4.37005300	-0.22895200
O	2.28396500	1.35809600	-1.32168400
O	-2.02156400	-0.10323700	0.38053600
Si	-3.68516400	-0.24746700	0.35359100
C	-4.47408400	1.10034900	-0.69548400
C	-4.20041200	-0.07585200	2.14556300
C	-4.19554300	-1.92551500	-0.32656100
O	2.27420600	1.35076800	1.08200800
C	3.58481400	1.86559700	1.02231600
O	3.58604200	-0.96403600	0.23046100
C	4.65007200	-1.87541500	0.45522900
H	-1.21177600	-2.74770600	-0.81409500
H	0.61817000	-4.36027800	-0.38428100
H	2.87843100	-3.53689400	0.12158400
H	-0.14415000	1.59734600	0.91575500
H	-0.29046400	1.34423400	-2.11289700
H	-1.64900400	1.95267300	-1.15849000
H	-1.72093300	-0.52943400	-1.63017200
H	-5.56365100	1.00105100	-0.67741800
H	-4.15655200	1.04156500	-1.74007800
H	-4.22222500	2.09600600	-0.32164100
H	-3.73871900	-0.85087300	2.76239000
H	-5.28571100	-0.16505700	2.24700000
H	-3.90318800	0.89641000	2.54655100
H	-5.28523400	-2.02290700	-0.31143200
H	-3.77689700	-2.73831800	0.27226700
H	-3.86916500	-2.06401700	-1.36078700
H	3.61107200	2.87465600	1.45495600
H	3.92440300	1.91883300	-0.01449100
H	4.27033600	1.22391000	1.58821900



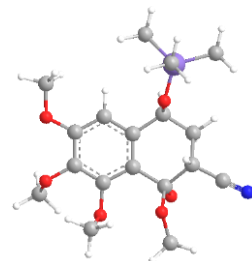
H	5.53371000	-1.26270300	0.62274100
H	4.81918900	-2.52110200	-0.41204100
H	4.47040400	-2.49673400	1.33814000

 Thermally corrected free energy: **-1268.276089 hartrees**

RRS-Efa

Z-Matrix orientation:

C	0.18671300	-1.82060900	-0.46840500
C	1.45357700	-2.30641000	-0.19004200
C	2.47286900	-1.39129200	0.11072600
C	2.20856000	-0.01975400	0.12374600
C	0.92793600	0.48896400	-0.17662500
C	-0.07540500	-0.44503700	-0.46376900
C	0.70652700	2.01408600	-0.38011100
C	-0.85014800	2.30411000	-0.27269800
C	-1.61436300	1.40526900	-1.24770100
C	-1.50634200	-0.03640000	-0.77258000
C	-1.11052400	3.71507000	-0.51974600
N	-1.35162300	4.82609600	-0.71391300
O	1.24584600	2.44471400	-1.47769400
O	-2.30479500	-0.22383700	0.41637300
Si	-3.82318300	-0.91647900	0.46890400
C	-5.07641800	0.09901100	-0.49855900
C	-4.26289000	-0.94343800	2.28890100
C	-3.78083300	-2.66331200	-0.22930400
O	1.20457700	2.68286400	0.91158000
C	2.07626500	3.77664800	0.73110500
O	1.80809300	-3.62727400	-0.19519500
O	3.73090100	-1.86067800	0.42150400
O	3.27277500	0.81658000	0.37469200
C	3.63720600	0.91571000	1.75603700
C	4.61977900	-1.93398000	-0.70103000
C	0.80181100	-4.58230800	-0.51361600
H	-0.61994700	-2.50201200	-0.70137400
H	-1.18230000	2.09301600	0.74681000
H	-1.16632500	1.50077600	-2.23974300
H	-2.66617900	1.68657500	-1.32175800
H	-1.88363500	-0.69556100	-1.56192900
H	-6.07190900	-0.34683000	-0.41138100
H	-4.82855500	0.14490800	-1.56239900
H	-5.13345800	1.12314000	-0.12088000
H	-3.53467500	-1.52568600	2.85896800
H	-5.24895000	-1.39073200	2.44299500
H	-4.28406200	0.06800000	2.70218600
H	-4.77273700	-3.11966800	-0.15906300
H	-3.08177300	-3.29407100	0.32571500
H	-3.48903400	-2.67819800	-1.28277000
H	2.95311100	3.65750000	1.37778500
H	1.58027300	4.72083600	0.99382700
H	2.40354000	3.83146100	-0.30971500
H	4.52414500	1.54743800	1.79453200
H	3.87406300	-0.06654000	2.17034800
H	2.82750900	1.38330700	2.31939600
H	5.56974100	-2.30647500	-0.31965400
H	4.76309600	-0.94596700	-1.14409200



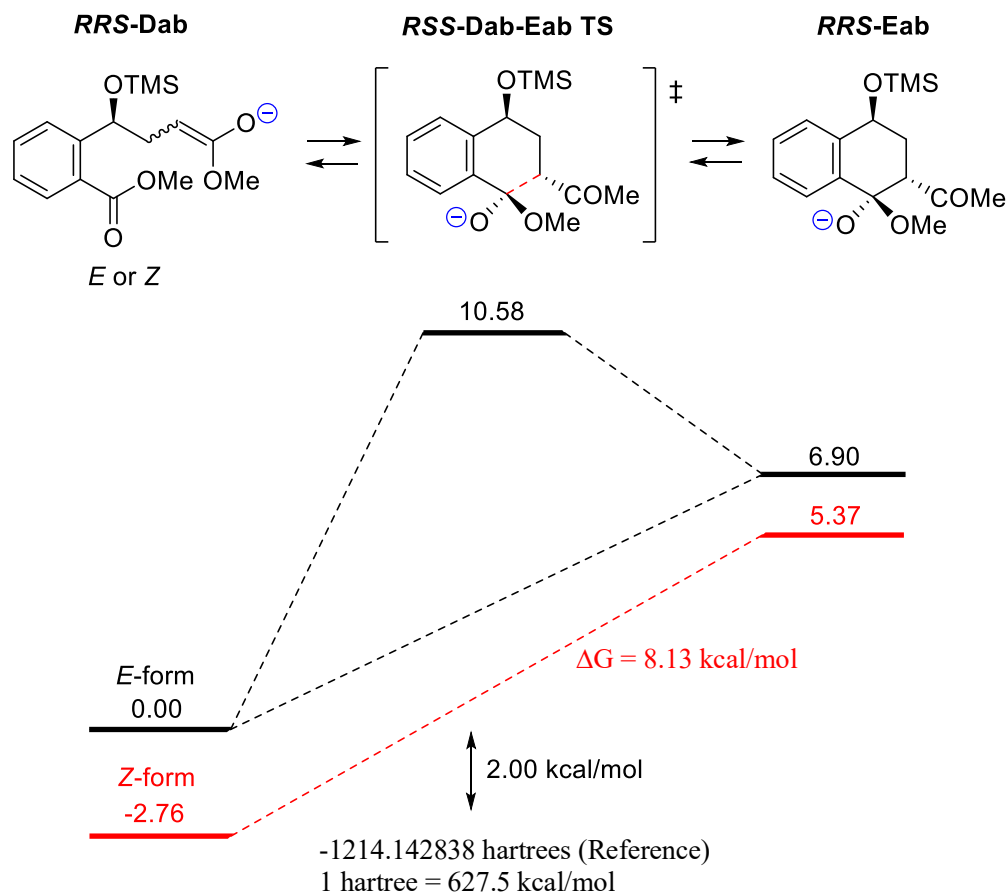
H	4.23372200	-2.62537600	-1.45486100
H	1.28767800	-5.55445400	-0.46473900
H	0.40698600	-4.42370400	-1.52120200
H	-0.01949200	-4.55056600	0.20767000

Thermally corrected free energy: **-1497.327235 hartrees**

3) Electroreductive Coupling of 1a with 2b

Energy Profile (kcal/mol) for the Cyclization of *RRS*-Dab to *RRS*-Eab Calculated at the B3LYP/6-311+G(2d,p)/IEFPCM(THF) Level at 298 K

Similarly to the previous section, the calculation was performed on the cyclization of *E*- and *Z*-forms of *RRS*-Dab.



<i>RRS</i> -Dab	ΔG^\ddagger (kcal/mol)	ΔG	D:E (calcd) ^a
<i>E</i> -form	10.58	6.90	100:0
<i>Z</i> -form	NC ^b	8.13	100:0

^aCalculated from ΔG on the basis of the Maxwell-Boltzmann distribution law at 25 °C.

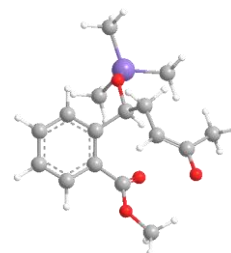
^bCould not be calculated.

Z-Matrix Orientations and Thermally Corrected Free Energies

E-RRS-Dab

Z-Matrix orientation:

C	-0.64917600	2.15934200	-1.32494800
C	-0.12402100	3.44071500	-1.43236800
C	1.03493100	3.77646700	-0.73923300
C	1.64980900	2.82180400	0.05688900
C	1.11093400	1.53502100	0.18776500
C	-0.05543200	1.18591100	-0.51792700
C	1.77386900	0.60534200	1.15329600
C	1.48137800	-1.28443200	-1.65023200
C	-0.00326400	-1.05910200	-1.70264500
C	-0.61816400	-0.22363400	-0.54291500
C	2.14712700	-2.37376500	-1.13222100
O	3.43171100	-2.51066800	-1.10949300
O	1.19657600	-0.10851000	1.94858200
O	-2.04406100	-0.18491600	-0.73265300
Si	-3.15788800	-0.47752300	0.47370900
C	-2.93749300	-2.21028500	1.17036800
C	-4.82326500	-0.31839100	-0.37297200
C	-2.99814500	0.78137800	1.86097700
O	3.11309700	0.70951600	1.10741000
C	3.84720300	-0.09663100	2.04927300
C	1.37602100	-3.54439000	-0.51805800
H	-1.54306800	1.89515100	-1.87426600
H	-0.61570200	4.17406400	-2.06130200
H	1.45619800	4.77149700	-0.81736400
H	2.55182600	3.07132900	0.59979300
H	2.10852900	-0.49006800	-2.05004000
H	-0.55594500	-2.00237100	-1.70118200
H	-0.28762500	-0.54675400	-2.63107000
H	-0.38125700	-0.72333900	0.39450500
H	-3.04445100	-2.96525700	0.38705300
H	-3.69190700	-2.41121900	1.93690700
H	-1.95572900	-2.34124600	1.63236600
H	-4.95983800	0.68335000	-0.78833500
H	-5.63653200	-0.50243600	0.33485000
H	-4.91872300	-1.03892000	-1.18931200
H	-3.74082200	0.58855200	2.64100700
H	-3.15406900	1.79797700	1.49078900
H	-2.00968300	0.74011400	2.32550800
H	4.89506100	0.10454300	1.84472400
H	3.62618400	-1.15081600	1.89491700
H	3.59435600	0.18880100	3.07035700
H	1.67767900	-4.47191700	-1.01470100
H	0.28977800	-3.45841400	-0.57442200
H	1.65370600	-3.64277900	0.53622000



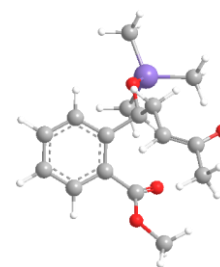
Thermally corrected free energy: **-1214.142838 hartrees**

Z-RRS-Dab

Z-Matrix orientation:

C	-0.65597600	2.04286700	-1.47732400
C	-0.15238800	3.32427200	-1.65980200

C	0.96804900	3.73883400	-0.94595900
C	1.56624400	2.86133900	-0.05442500
C	1.04811800	1.57535000	0.15009900
C	-0.07851700	1.14562200	-0.57503400
C	1.68704100	0.73754200	1.21026400
C	1.50051100	-1.36589100	-1.51700700
C	0.01701800	-1.17039800	-1.60785700
C	-0.61848000	-0.27336700	-0.51366900
C	2.07214300	-2.52670700	-1.04399600
O	1.44344600	-3.57033300	-0.62252400
O	1.09424400	0.07021400	2.03179300
O	-2.04400500	-0.25754600	-0.71786600
Si	-3.17207400	-0.52273700	0.48056200
C	-2.99178300	-2.25180900	1.19278900
C	-4.82645000	-0.33503200	-0.38329400
C	-3.00339600	0.74377900	1.86080400
O	3.02758600	0.87172700	1.21360200
C	3.73139300	0.14989500	2.24225200
C	3.59899500	-2.61409500	-1.00959100
H	-1.52073800	1.71881900	-2.04122100
H	-0.63094100	3.99678500	-2.36253200
H	1.37121600	4.73533200	-1.08059800
H	2.43692600	3.17250500	0.50753100
H	2.15022400	-0.56290000	-1.84797300
H	-0.46957900	-2.14513000	-1.51347200
H	-0.28688100	-0.74406100	-2.57384200
H	-0.38512900	-0.70855700	0.45615300
H	-3.11930300	-3.01125100	0.41710500
H	-3.74578300	-2.42786500	1.96593200
H	-2.00916600	-2.40121300	1.64711700
H	-4.94173300	0.66927400	-0.79914500
H	-5.65025100	-0.50601300	0.31562000
H	-4.92526800	-1.05325800	-1.20128400
H	-3.76891100	0.57993200	2.62534600
H	-3.11939900	1.76198500	1.48031600
H	-2.02730400	0.67400500	2.34743100
H	4.78251200	0.37897000	2.08857000
H	3.55481100	-0.91974800	2.13879200
H	3.40827200	0.47973200	3.22916200
H	3.93551900	-3.46211200	-1.61573300
H	3.93605400	-2.80452800	0.01523100
H	4.08860400	-1.70808500	-1.37592000

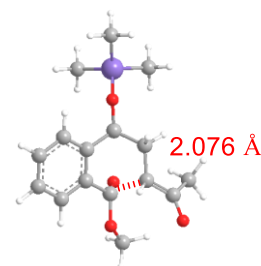


Thermally corrected free energy: **-1214.147237 hartrees**

***E*-RRS-Dab-Eab TS**

Z-Matrix orientation:

C	-0.86706000	2.43836000	-0.64932800
C	-0.25628100	3.69050600	-0.68641900
C	1.07820900	3.81682700	-0.31867900
C	1.79535800	2.69213900	0.08351500
C	1.18839300	1.43714900	0.13696500
C	-0.16172800	1.31188400	-0.23646000
C	1.93168600	0.21424300	0.63998800
C	1.55652100	-0.88794800	-1.07849800
C	0.04229800	-1.02311000	-1.13871800



C	-0.76966900	-0.06730500	-0.22649300
C	2.38136300	-2.05058100	-0.93070500
O	3.53025900	-2.13806600	-1.41818500
O	1.49679100	-0.40127400	1.64768800
O	-2.12989600	-0.05023100	-0.67467400
Si	-3.41482900	-0.60496700	0.23172000
C	-3.19567300	-2.42497700	0.65079900
C	-4.91118000	-0.35743400	-0.87017400
C	-3.58985600	0.38532300	1.82014000
O	3.31961300	0.45248200	0.53397100
C	4.13920500	-0.30116400	1.41921000
C	1.87325700	-3.19355200	-0.06275100
H	-1.90141400	2.32631700	-0.94653900
H	-0.82153700	4.55941100	-1.00455500
H	1.56365200	4.78621100	-0.34382100
H	2.83644600	2.78295400	0.36213700
H	1.96616100	-0.20325000	-1.81656900
H	-0.27950800	-2.03959200	-0.90524100
H	-0.30259900	-0.82107500	-2.15914600
H	-0.71091300	-0.44582700	0.79583200
H	-3.11701600	-3.03106300	-0.25552800
H	-4.05011500	-2.79088000	1.22793000
H	-2.29656000	-2.59438200	1.24912700
H	-5.03737500	0.69642200	-1.13138300
H	-5.82300500	-0.69003400	-0.36606000
H	-4.81372000	-0.92618700	-1.79837500
H	-4.44561000	0.02856300	2.40109200
H	-3.74516100	1.44622900	1.60783300
H	-2.70131100	0.29593600	2.45055700
H	5.16315400	0.01279500	1.21527600
H	4.05219900	-1.37338900	1.23918900
H	3.89097200	-0.09655500	2.46294500
H	1.12748100	-3.78926500	-0.59831000
H	1.40349700	-2.80392900	0.84444700
H	2.70669700	-3.84532500	0.20032700

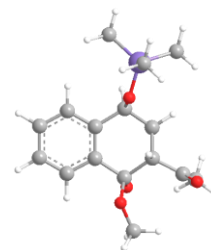
Imaginary frequency: -290.58

Thermally corrected free energy: **-1214.125985 hartrees**

E-RRS-Eab

Z-Matrix orientation:

C	0.79466700	2.67695700	-0.49024200
C	0.16142900	3.87087200	-0.18150100
C	-1.18100600	3.84868500	0.20118800
C	-1.86162800	2.64224600	0.25898500
C	-1.23357600	1.42961200	-0.04998600
C	0.11618100	1.45348900	-0.42040900
C	-2.10450700	0.14921600	-0.11810200
C	-1.13070600	-1.10607400	0.03674100
C	-0.04588200	-0.98864900	-1.04471400
C	0.88139500	0.18404000	-0.74286000
C	-1.83573300	-2.43727500	-0.00513500
O	-1.87687200	-3.16285100	0.98274100
O	-2.86492300	0.15269300	-1.18072900
O	1.73962000	-0.13766200	0.37468500
Si	3.34335300	-0.58036800	0.26111900



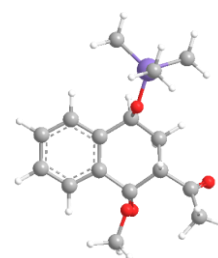
C	3.56063800	-2.10207900	-0.82445500
C	3.85690300	-0.94883000	2.02388000
C	4.37619600	0.82431400	-0.44731100
O	-2.86890500	0.18794200	1.19775600
C	-4.16717400	-0.36279500	1.14959800
C	-2.48112700	-2.85813100	-1.29964300
H	1.83792600	2.68505100	-0.78863200
H	0.70242200	4.80861100	-0.23929400
H	-1.69180600	4.77270600	0.45018800
H	-2.90412400	2.61882900	0.54832800
H	-0.66212100	-1.04273200	1.01968500
H	-0.51902500	-0.82548900	-2.01655900
H	0.55523300	-1.89908100	-1.11472000
H	1.50577800	0.37557500	-1.62377800
H	4.61559900	-2.38968200	-0.86546000
H	3.22943400	-1.91978400	-1.85041600
H	2.99579600	-2.95210800	-0.43344100
H	3.72294100	-0.07123500	2.66134300
H	4.90960700	-1.24197500	2.06917200
H	3.26107400	-1.76372200	2.44246300
H	5.43103000	0.53594200	-0.48498800
H	4.29549400	1.72300900	0.16952000
H	4.07130400	1.08374200	-1.46468500
H	-4.68165000	-0.04899700	2.06204500
H	-4.16132000	-1.46117000	1.12456400
H	-4.72418900	-0.00626300	0.27916600
H	-3.09153200	-3.74835900	-1.15069100
H	-1.70998800	-3.07183400	-2.04648300
H	-3.06260600	-2.01044800	-1.67482500

 Thermally corrected free energy: **-1214.131841 hartrees**

Z-RRS-Eab

Z-Matrix orientation:

C	0.64425600	2.70936800	-0.58710600
C	-0.09605100	3.85771100	-0.35512400
C	-1.45345000	3.73846500	-0.05096100
C	-2.03825300	2.48357800	0.01955800
C	-1.29605500	1.31237400	-0.18541900
C	0.06160800	1.43804300	-0.50233300
C	-2.04965500	-0.03997800	-0.13349700
C	-1.02149700	-1.24113600	-0.18624500
C	0.06393300	-0.96462000	-1.22084900
C	0.91682400	0.22295000	-0.79543900
C	-1.74525600	-2.54355200	-0.45085600
O	-1.61562600	-3.14783000	-1.50495000
O	-3.02412400	-0.10514200	-0.98708800
O	1.69340600	-0.11317400	0.37792000
Si	3.32425900	-0.45806200	0.38044100
C	3.71768200	-1.91314400	-0.74577700
C	3.71677100	-0.87885100	2.16340300
C	4.32499700	1.03434700	-0.17860200
O	-2.50817200	-0.14803800	1.36847400
C	-3.85108900	0.17935000	1.62269900
C	-2.62794900	-3.10658500	0.63759800
H	1.69481800	2.79086400	-0.84710900



H	0.36979300	4.83422900	-0.42339100
H	-2.05256800	4.62603500	0.12188300
H	-3.09626500	2.39840900	0.22828300
H	-0.56106700	-1.31418300	0.80235200
H	-0.39323400	-0.74484200	-2.18984400
H	0.70181900	-1.83925100	-1.36097400
H	1.60342500	0.48089600	-1.61035300
H	3.17547300	-2.81107900	-0.43859100
H	4.78790100	-2.13890600	-0.71407900
H	3.45625300	-1.70230300	-1.78628700
H	3.49060100	-0.03758400	2.82329900
H	4.77614800	-1.12440600	2.28029500
H	3.13239400	-1.73867600	2.50060300
H	5.39517900	0.81093300	-0.13368100
H	4.13458700	1.89868300	0.46270800
H	4.09301600	1.31965000	-1.20818400
H	-4.25109900	-0.51596300	2.37107200
H	-4.44811300	0.09356700	0.70875200
H	-3.96115600	1.19917100	2.02195000
H	-2.93636800	-4.11825900	0.37443400
H	-3.50453900	-2.46703200	0.75016200
H	-2.11138900	-3.10353400	1.59937700

Thermally corrected free energy: **-1214.134286 hartrees**